



The State of Nursing Education in Florida

2025



The State of Nursing Education in Florida
2025

Florida Center for Nursing
Headquartered at the University of South Florida College of Nursing
Tampa, FL

Report Citation Information:

Florida Center for Nursing (2025). The State of Nursing Education in Florida 2025.
Tampa, FL.

Report prepared by:



Mara Raggi, PhD(c), MSN, RNC-NIC, PHN, NE-BC

Director of Health Care Research
Florida Center for Nursing,
University of South Florida College of Nursing



Abigail Carden, MPH, CPH

Data Engineer
Florida Center for Nursing,
University of South Florida College of Nursing



Alec Jimenez

Data Engineer
Florida Center for Nursing,
University of South Florida College of Nursing



Rayna Letourneau, PhD, RN

Executive Director, Florida Center for Nursing
and Associate Professor,
University of South Florida College of Nursing

Acknowledgements

The Florida Center for Nursing (FCN) staff would like to thank the deans, directors, department chairs, and support staff of nursing education programs across Florida. This report would not be possible without their participation in the annual FCN nursing education program survey.

The Executive Director of the Florida Center for Nursing also acknowledges the following individuals and organizations for their contributions to this work:

Florida Department of Health, Division of Medical Quality Assurance
Assurance Bureau of Health Care Practitioner Regulation, Board of Nursing

Department of Information Systems Technology
School of Modeling, Simulation & Training
University of Central Florida

Sherri Sutton-Johnson, DrPH, MSN/Ed, CCHW, CSM
Education Unit Director, Florida Board of Nursing

Shu-chuan Kao, PhD
Senior Manager, Management & Testing, National Council of State Boards of Nursing

Executive Summary

Consistent with section 464.0195(5), Florida Statutes, the Florida Center for Nursing (FCN) shall annually submit a nursing education report to the Governor, the President of the Senate, and the Speaker of the House of Representatives. The report must include data related to the National Council Licensure Examination (NCLEX).

The *State of Nursing Education in Florida 2025* is a report that provides information about the nursing education programs in Florida for Academic Year 2023-2024, including capacity, enrollment, number of graduates, and demographic data as reported by the nursing education programs throughout the state. Additionally, the report provides information about NCLEX performance for calendar year 2024.

Prelicensure nursing education programs serve as the foundation for the nursing workforce. It is essential for these programs to effectively prepare candidates to pass the national licensure examination and to fill both existing and new positions within the nursing field.

Key Findings

Increased Survey Response Rates

The overall FCN Nursing Education Program Survey response rate increased from 78.83% in the previous academic year (AY) to 86.86% in AY 2023-2024. The higher participation rate provides a more comprehensive understanding of Florida's nursing education landscape.

Enhanced Program Capacity

Prelicensure nursing education programs reported an increase in the number of qualified applicants across PN, ADN, and BSN programs from AY 2022-2023 to AY 2023-2024.

Additionally, prelicensure nursing education programs reported that the number of accepted applicants also rose, indicating that more students are meeting the admission criteria.

Lastly, prelicensure nursing education programs reported an increase in the number of new enrollees in nursing programs, reflecting growing capacity in nursing education programs in Florida.

Improved Retention Rates

PN programs reported that retention rates improved from 72% in AY 2022-2023 to 73.85% in AY 2023-2024. ADN programs reported a slight increase in retention rates from 76.3% in AY 2022-2023 to 77.24% in AY 2023-2024. BSN programs reported a higher retention rate than PN and ADN programs, although slightly decreasing from 84.6% in AY 2022-2023 to 84.43% in AY 2023-2024.

NCLEX Pass Rates

Florida's 2024 first-time NCLEX-RN pass rate was 84.9%, below the national average of 91.16%. Florida's 2024 first-time NCLEX-PN pass rate was 80.78%, below the national average of 88.38%.

In 2024, Florida produced 19,623 test-takers from more than 374 prelicensure nursing education programs (47 of those programs are not currently active). This is equivalent to 8.73% of the nation's 186,686 first-time, U.S.-educated NCLEX-RN test-takers and 6.57% of the nation's 50,570 first-time, U.S.-educated 2024 NCLEX-PN test-takers.

In 2024, Florida contributed 462 of the nation's 545 NCLEX-RN test-takers with special program codes. The 2024 pass rate for Florida's test-takers with special program codes was 35.06%.

In 2024, there were 357 NCLEX-RN test-takers from closed programs and 76 NCLEX-PN test-takers from closed programs. The total of 433 test-takers from closed programs in 2024 is a statistically significant ($p < 0.0001$) change from the 2023 total of 1,051 test-takers from closed programs (796 NCLEX-RN test-takers and 255 NCLEX-PN test-takers).

For more than 10 years, Florida has performed below the national average. The gap between Florida's rates and the national pass rates was widest in 2020, when Florida's NCLEX-RN pass rate was 17.74 percentage points below the national pass rate, and in 2021, when Florida's NCLEX-PN pass rate was 17.05 percentage points below the national pass rate. In 2024, the gap between Florida's NCLEX-RN pass rate and the national pass rate decreased to 6.26 percentage points, and the gap between Florida's NCLEX-PN pass rate and the national pass rate decreased to 7.6 percentage points.

When compared to other jurisdictions, Florida's NCLEX-RN pass rates ranked 52 out of 55 and Florida's NCLEX-PN pass rates ranked 52 out of 54. Florida had the highest number of NCLEX-RN test-takers in all jurisdictions.

Nursing Specialty Accreditation

The report emphasizes the importance of accreditation for nursing education programs. Accredited programs generally show higher retention rates, higher NCLEX pass rates, and better student outcomes.

Recommendations

Based on the findings of this report, it is recommended to continue analyzing nursing education program data to inform policy and strategic planning for Florida's nursing workforce. The improvements displayed by the current data reflect ongoing efforts to enhance the quality and capacity of nursing education in Florida, addressing both current challenges and future needs in the health care workforce.

Table of Contents

List of Abbreviations	1
-----------------------	---

Introduction	2
--------------	---

Part One: Nursing Education Program Report AY 2023-2024	4
• Methodology	5
• Findings	9
• Appendix 1.A	62
• Appendix 1.B	75

Part Two: 2024 NCLEX Results	77
• Methodology	79
• Findings	81
• Appendix 2.A	111
• Appendix 2.B	112
• Appendix 2.C	125

Index	132
• List of Tables	132
• List of Figures	135

List of Abbreviations

Abbreviation	Definition
ACEN	Accreditation Commission for Education in Nursing
ADN	Associate Degree in Nursing
APRN	Advanced Practice Registered Nurse
AY	Academic Year
BSN	Bachelor of Science in Nursing
CCNE	Commission on Collegiate Nursing Education
CIE	Commission for Independent Education
CNM	Certified Nurse Midwife
CNS	Clinical Nurse Specialist
CRNA	Certified Registered Nurse Anesthetist
DPL	Diploma
DNP	Doctor of Nursing Practice
FCN	Florida Center for Nursing
FDOH	Florida Department of Health
FT	Full-time
ICUF	Independent Colleges and Universities of Florida
LPN	Licensed Practical Nurse
MQA	Medical Quality Assurance
MSN	Master of Science in Nursing
NCLEX	National Council Licensure Examination
NCLEX-PN	National Council Licensure Examination for Practical Nursing
NCLEX-RN	National Council Licensure Examination for Registered Nurses
NCSBN	National Council of State Boards of Nursing
NLN CNEA	National League for Nursing Commission for Nursing Education Accreditation
NP	Nurse Practitioner
PT	Part-time
PhD	Doctor of Philosophy
PMHNP	Psychiatric Mental Health Nurse Practitioner
PN	Practical Nursing
RN	Registered Nurse

Introduction

The Florida Center for Nursing (FCN) was established in 2001 to address issues of supply and demand for nursing in the state. Consistent with sections 464.019 and 464.0195(5), Florida Statutes, no later than each January 10, the FCN shall submit a nursing education program report to the Governor, the President of the Senate, and the Speaker of the House of Representatives. The FCN shall annually update the report no later than February 10 to include data related to the National Council Licensure Examination (NCLEX).

Prelicensure nursing education programs are the pipeline to the nursing workforce. It is critical for nursing education programs to successfully prepare candidates to pass the national licensure examination and fill vacant and new positions in the nursing workforce. A consistent inability for employers to fill vacant nursing positions may result in decreased access to quality and safe health care for the people and visitors of Florida.

The purpose of the annual study is to evaluate data to determine how nursing education programs in Florida contribute to the state's nursing workforce. Findings of the annual nursing education program study are reported in two parts. Part 1 reports data on capacity, enrollment, number of graduates, and demographic data, as reported by the nursing programs throughout the state. Part 2 reports data related to the NCLEX.

All data in this report are presented in an aggregate format. In addition to statewide findings, FCN staff deems it critical to evaluate nursing education program data at the regional level. The FCN divides the state into eight geographic regions:

Northwest Region: Bay, Calhoun, Escambia, Franklin, Gulf, Holmes, Jackson, Liberty, Okaloosa, Santa Rosa, Walton, and Washington counties.

North Central Region: Alachua, Bradford, Citrus, Columbia, Dixie, Gadsden, Gilchrist, Hamilton, Jefferson, Lafayette, Leon, Levy, Madison, Marion, Suwannee, Taylor, Union, and Wakulla counties.

Northeast Region: Baker, Clay, Duval, Nassau, Putnam, and St. Johns counties.

West Central Region: Desoto, Hardee, Hernando, Highlands, Hillsborough, Manatee, Pasco, Pinellas, Polk, and Sarasota counties.

East Central Region: Brevard, Flagler, Lake, Orange, Osceola, Seminole, Sumter, and Volusia counties.

Southwest Region: Charlotte, Collier, Glades, Hendry, and Lee counties.

Southeast Region: Indian River, Martin, Okeechobee, Palm Beach, and St. Lucie counties.

South Region: Broward, Miami-Dade, and Monroe counties.

Figure 1.1
Regional Map of Florida



**Part One:
Nursing Education
Program Report
AY 2023-2024**

A decorative graphic consisting of multiple overlapping, wavy lines in shades of light blue and teal, flowing from the bottom left towards the top right, creating a sense of movement and depth.

Methodology

Nursing education programs were identified from the Florida Department of Health Division of Medical Quality Assurance (MQA) Search Services website,¹ which maintains an updated database of prelicensure practical nursing (PN) and registered nursing (RN) programs by National Council Licensure Examination (NCLEX) code. Types of prelicensure RN programs offered in Florida include Associate Degree in Nursing (ADN), prelicensure Bachelor of Science in Nursing (BSN), and Entry into Practice (Direct Entry) Master of Science in Nursing (MSN) programs. The search service does not track post-licensure nursing programs. Survey respondents with a prelicensure NCLEX code were able to provide information on affiliated post-licensure programs.

Prelicensure PN and RN programs are offered by Florida State universities, colleges, public school districts, private institutions licensed by the Florida Commission for Independent Education (CIE), private institutions that are members of the Independent Colleges and Universities of Florida (ICUF), and religious institutions authorized by law to offer nursing programs.

Post-licensure RN programs advance the training of licensed RNs and include registered nurse to Bachelor of Science in Nursing (RN to BSN), Master of Science in Nursing (MSN), Doctor of Nursing Practice (DNP), and Doctor of Philosophy (PhD) programs, as well as nursing certificates. Upon completion of some master's and doctoral programs, registered nurses may transition to an Advanced Practice Registered Nurse (APRN) license. These roles include Nurse Practitioner (NP), Certified Nurse Midwife (CNM), Clinical Nurse Specialist (CNS), Psychiatric Mental Health Nurse Practitioner (PMHNP), and Certified Registered Nurse Anesthetist (CRNA).

Data Collection Procedures

The nursing education program sample was obtained from Florida Department of Health Division of MQA Search Services website,² and included 510 active prelicensure PN and RN programs identified by an NCLEX code linked to the jurisdiction of Florida. The FCN Nursing Education Program Survey was sent electronically to all 510 of Florida's prelicensure PN and RN nursing education programs. Email invitations and reminders were sent to the last known contact identified on surveys submitted in 2023. Additional outreach efforts were made via phone and email when addresses or contact information were deemed invalid. Surveys were accessible from August 14, 2024, through October 7, 2024, and programs were asked to report data about Academic Year (AY) 2023-2024. The AY 2023-2024 is defined as the Fall (August/September) 2023 term through the

¹ Florida Department of Health Division of Medical Quality Assurance. *MQA Search Portal*. Florida Department of Health. <https://mqa-internet.doh.state.fl.us/MQASearchServices/NursingPrograms>

² Florida Department of Health Division of Medical Quality Assurance. *MQA Search Portal*. Florida Department of Health. <https://mqa-internet.doh.state.fl.us/MQASearchServices/NursingPrograms>

Summer (July/August) 2024 term. Surveys could be saved, then completed and submitted later.

Participation by all prelicensure nursing education programs in Florida is required by section 464.019(10), Florida Statutes. The Florida Board of Nursing issued a citation in 2018 to enforce the statutory requirement for nursing education programs to comply with data requests from the Florida Center for Nursing.

Measures

Capacity. Capacity is measured in terms of the number of nursing education programs and quantities of future nurses that the programs can potentially contribute to the nursing workforce. The following definitions were used to determine the capacity of nursing programs:

- Number of vacant student seats: the maximum possible number of new students that could enroll in a program in a single academic year (includes first-time enrollees and readmissions). This measure was obtained as a data snapshot from September 30, 2023.
- Number of qualified applicants: the total number of program applicants who met the minimum admission standards to the nursing education program during AY 2023-2024.
- Number of accepted applicants: the number of qualified applicants accepted into the nursing education program. This includes newly admitted students and readmissions (i.e., students previously in the nursing education program who dropped out and had to reapply for admission).
- Number of admitted students who enrolled: the number of students who registered for nursing education coursework and paid tuition and/or fees.
- Total student enrollment: the number of students enrolled on September 30, 2023. The total student enrollment includes students at all points of the nursing education program's curriculum sequence, including newly enrolled and continuing students, as well as students in their final semester or year.

Student Retention. Retention rates consider the proportion of a cohort of newly enrolled students who have graduated or are still enrolled one year later compared to those who leave without completing their degree program. Survey participants were asked to report on the status of a cohort of students one year after their first enrollment in either Fall 2022, Spring 2023, or Summer 2023.

Graduates. Graduates are defined as the number of students who successfully completed the nursing education program requirements and were formally awarded a degree or certificate during AY 2023-2024, regardless of when they started the program.

Filled and Vacant Faculty Positions. In this section, respondents reported the number of vacancies, the composition of the nursing education program’s faculty, and the current and future need for additional faculty positions. Full-time faculty were defined as instructional, administrative, or research staff of the nursing academic unit who were employed full-time as defined by the institution, held academic rank, carried the full scope of faculty responsibility (e.g., teaching, advisement, committee work), and received rights and privileges associated with full-time employment. These faculty members may have been tenured, tenure track, or non-tenure track. Part-time faculty were defined as instructional, administrative, or research staff of the nursing academic unit who were employed part-time as defined by the institution, may or may not have held academic rank, carried responsibility for a specific area (e.g., teaching a single course), and may have carried any number of titles (e.g., adjunct, clinical instructor).

Institution Characteristics. Respondents reported the category that best described their institution: public; private, nonprofit; or proprietary (private, for-profit).

Demographic Characteristics of Faculty and Students. Respondents reported the number of faculty and students by race/ethnicity. Race and ethnicity categories included American Indian/Alaska Native; Asian; Black/African American, Non-Hispanic; Hispanic/Latino; Middle Eastern/North African; Native Hawaiian, Other Pacific Islander; White/Caucasian, Non-Hispanic; Other; Two or More Races; and Missing/Unknown.

Nursing Education Program Licensure Status. The Florida Department of Health (FDOH) MQA online search portal was utilized to determine the license status of Florida’s prelicensure nursing programs. Only programs that are approved, approved/probationary, or accredited are included in the FDOH MQA online portal. Terminated or closed programs do not display.

Section 464.019, Florida Statutes, requires nursing education programs that prepare students for the practice of professional nursing to become accredited by a nursing specialty accreditation agency. Approved RN education programs must become an accredited program within five years after the date of enrolling the program’s first students. There is no nursing specialty accreditation for practical nursing education programs.

Listed below are the definitions of each license status per the FDOH MQA website.

APPROVED - A program for the prelicensure education of professional or practical nurses that is conducted in the state at an educational institution and that is approved under section 464.019, Florida Statutes. The term includes such a program placed on probationary status.

APPROVED / PROBATIONARY - The status of an approved program that is placed on such status pursuant to section 464.019, Florida Statutes.

ACCREDITED - An “accredited” nursing education program, as defined by section 464.003, Florida Statutes, is a program for the prelicensure education of professional or practical nurses that is conducted in the United States at an educational institution, whether in Florida, another state, or the District of Columbia, and that is accredited by a specialized nursing accrediting agency that is nationally recognized by the United States Secretary of Education to accredit nursing education programs. The specialized nursing accreditors are the Accreditation Commission for Education in Nursing (ACEN), Commission on Collegiate Nursing Education (CCNE) and the National League for Nursing Commission for Nursing Education Accreditation (NLN CNEA).

Findings

The final reported sample included 510 prelicensure PN and RN education programs as identified from the Florida Department of Health Division of Medical Quality Assurance (MQA) Search Services website on July 29, 2024.³ One out-of-state program listed in the MQA data was excluded from the sample and results. This school did not have an NCLEX code within the jurisdiction of Florida, and the program was not located in Florida.

The following table identifies the number of PN and RN education programs with NCLEX codes within the jurisdiction of Florida, categorized by program type, degree type, profit type, and geographic region.

Table 1.1
Summary of Sampled Florida Prelicensure Nursing Programs

	Number of Programs	Percentage
Program Type		
PN	193	193/510 = 37.8%
RN	317	317/510 = 62.2%
Entry to Practice Degree Type		
PN Certificate	193	193/510 = 37.8%
Diploma	1	1/510 = 0.2%
ADN	187	187/510 = 36.7%
BSN	124	124/510 = 24.3%
MSN	5	5/510 = 1%
Profit Type		
Public	105	105/510 = 20.6%
Private, Nonprofit	96	96/510 = 18.8%
Private, For-Profit	309	309/510 = 60.6%
RN Accreditation Status		
Accredited	149	149/317 = 47%
Approved	144	144/317 = 45.4%
Probationary	24	24/317 = 7.6%
Region		
Northwest	17	17/510 = 3.3%
North Central	30	30/510 = 5.9%
Northeast	23	23/510 = 4.5%
East Central	90	90/510 = 17.6%
West Central	81	81/510 = 15.9%
Southeast	75	75/510 = 14.7%
Southwest	36	36/510 = 7.1%
South	158	158/510 = 31%

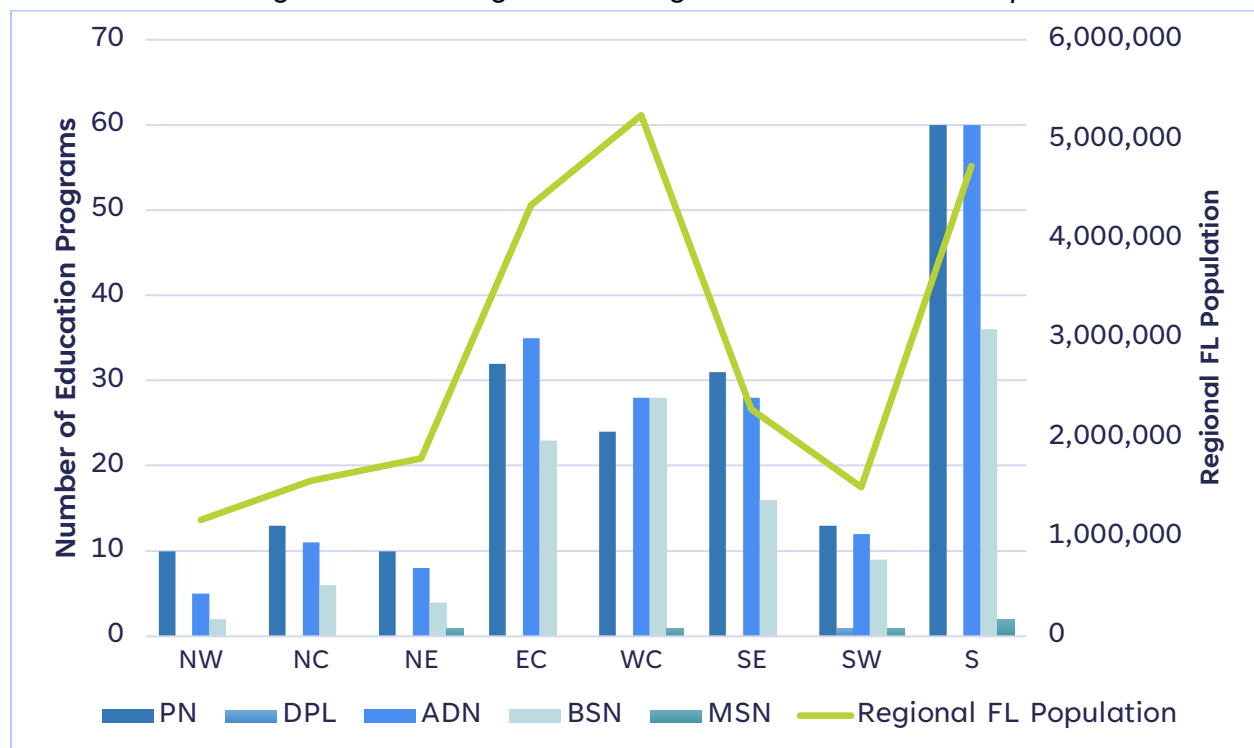
³ Florida Department of Health Division of Medical Quality Assurance (MQA) Search Services website (<https://mqa-internet.doh.state.fl.us/MQASearchServices/NursingPrograms>)

There are more prelicensure RN programs (n=317) than PN programs (n=193) in the State of Florida. When comparing pathways for entry to the RN workforce, more prelicensure RN programs in Florida offer an ADN (n=187) than a BSN (n=124). In addition, there are more private, for-profit prelicensure PN and RN programs in Florida (n=309) compared to public and private, nonprofit combined (n=201). The greatest number of prelicensure nursing education programs are found in the South region (n=158).

According to the U.S. Census Bureau,⁴ Florida’s population is most dense in the West Central, South, and East Central regions. The following figure identifies the regional distribution of the prelicensure nursing education programs in Florida.

Figure 1.2

FCN Nursing Education Program Survey Academic Year (AY) 2023-2024: Number of Prelicensure Nursing Education Programs vs. Regional Florida Census Population

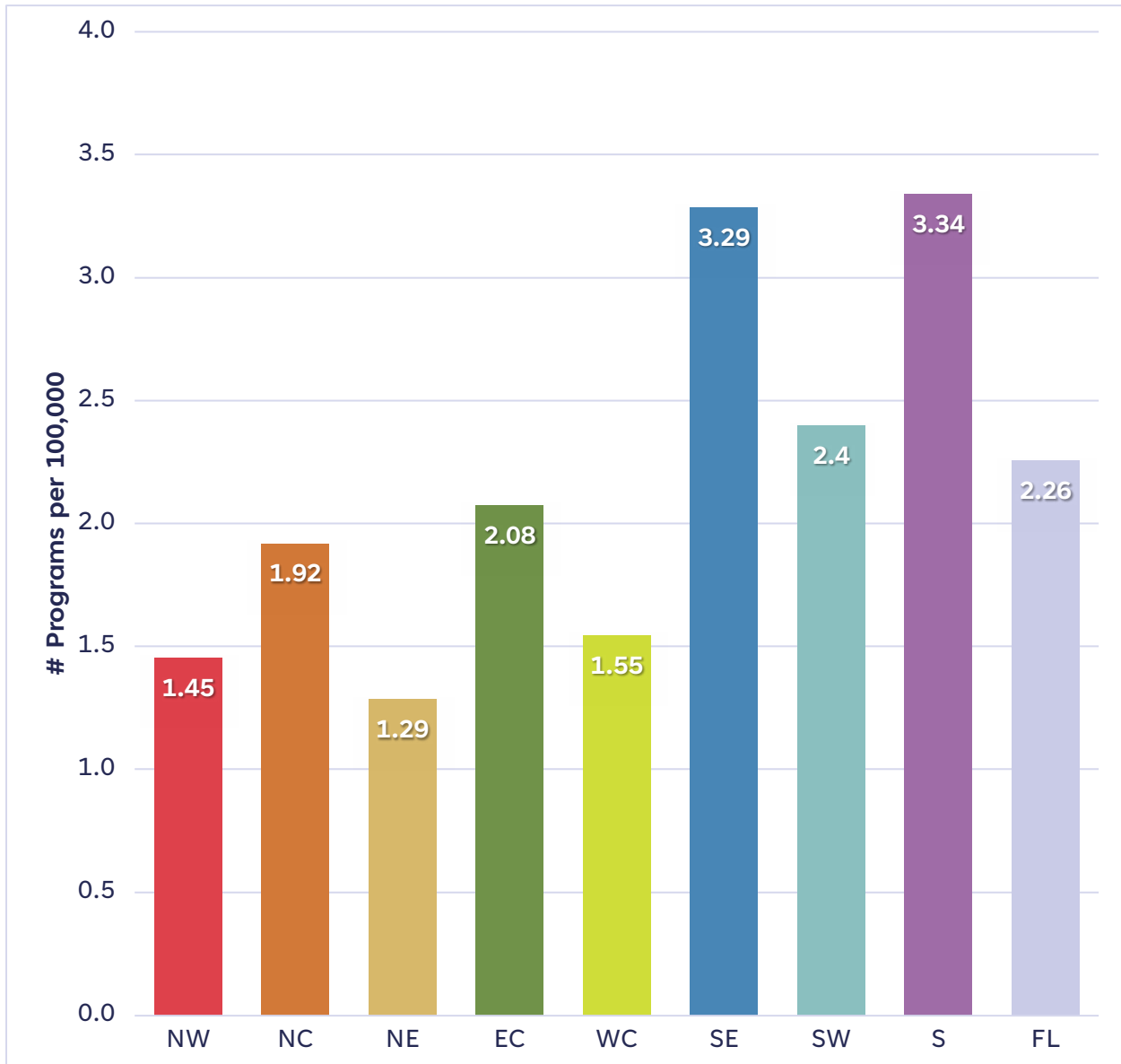


⁴ U.S. Census Bureau. *County Population by Characteristics: 2020-2023*. U.S. Department of Commerce. <https://www.census.gov/data/tables/time-series/demo/pepst/2020s-counties-detail.html>

Figure 1.3 below compares the total number of prelicensure nursing education programs per 100,000 people in the eight regions of Florida and statewide. The greatest number of prelicensure nursing education programs per estimated 100,000 regional population are in the Southeast and South regions.

Figure 1.3

FCN Nursing Education Program Survey AY 2023-2024: Total Number of Prelicensure Nursing Education Programs per Estimated 100,000 Regional Population



Findings of the FCN Nursing Education Program Survey AY 2023-2024

A total of 443 prelicensure nursing education programs (86.86%) responded to the FCN nursing education program survey for AY 2023-2024. This is an increase from the previous completion rate of 78.64% for AY 2022-2023.⁵

Table 1.2

FCN Nursing Education Program Survey AY 2023-2024: Overall Survey Response Rate

Survey Completion Status	Count	% of Sample
Completed	443	443/510 = 86.86%
Not Completed	67	67/510 = 13.14%
Total	510	100%

The 443 survey respondents were classified as PN programs (n=160) and prelicensure RN programs (n=283). The prelicensure RN programs were further classified by degree type: diploma, ADN, BSN, and MSN programs.

⁵ Florida Center for Nursing (2023). Florida's Nursing Education Program Report, Academic Year 2022-2023. Tampa, FL. https://issuu.com/flcenterfornursing/docs/nursing_education_report-interactive

The following table demonstrates the number of responses to the FCN Nursing Education Program Survey by categories of program type, degree type, profit type, and geographic region. Please refer to Appendix 1.A for the list of prelicensure nursing education programs that completed the survey and Appendix 1.B for the list of the prelicensure nursing education programs that were noncompliant with requirements to complete the FCN Nursing Education Program Survey for AY 2023-2024.

Table 1.3

FCN Nursing Education Program Survey AY 2023-2024: Response Rates

Category	Delivered	Responded	Response Rate
Program Type			
PN	193	160	82.9%
RN	317	283	89.27%
Degree Type			
PN	193	160	82.9%
DPL	1	1	100%
ADN	187	163	87.17%
BSN	124	114	91.94%
MSN	5	5	100%
Profit Type			
Public	105	100	95.24%
Private, Nonprofit	96	88	91.67%
Private, For-Profit	309	255	82.52%
RN Accreditation Status			
Accredited	149	146	97.99%
Approved	144	114	79.17%
Probationary	24	23	95.83%
Region			
Northwest	17	16	94.12%
North Central	30	29	96.67%
Northeast	23	20	86.96%
East Central	90	78	86.67%
West Central	81	80	98.77%
Southeast	75	61	81.33%
Southwest	36	34	94.44%
South	158	125	79.11%
Total Response Rate	510	443	86.86%

Figure 1.4 identifies the number of prelicensure nursing education programs with students enrolled. Not all programs had students enrolled during AY 2023-2024. Of the 443 responding prelicensure nursing education programs, 82.6% (n=366) reported students enrolled during AY 2023-2024, and 17.4% (n=77) reported no student enrollment during AY 2023-2024.

Figure 1.4

FCN Nursing Education Program Survey AY 2023-2024: Total Number of Prelicensure Nursing Education Programs Compared to Number of Prelicensure Nursing Education Programs with Student Enrollment

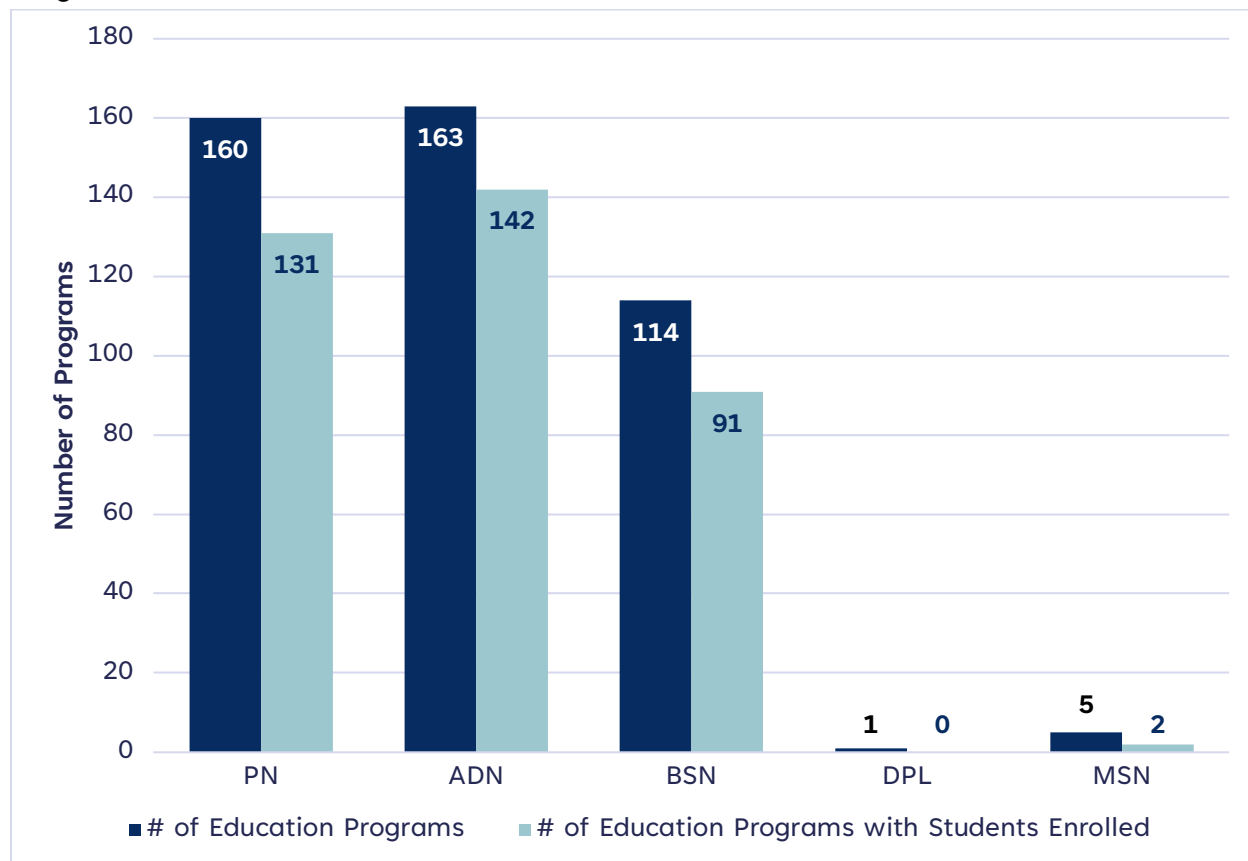


Table 1.4 identifies the number and percentage of prelicensure nursing education programs with students enrolled by region. The South region had the highest number of programs for PN (n=30), ADN (n=48), and BSN (n=32), but prelicensure nursing education programs in the South region reported a lower percentage of programs with students enrolled: 69.77% for PN programs and 81.25% for ADN programs. Thus, 30.23% of PN programs and 18.75% of ADN programs were approved but did not have students enrolled, therefore not contributing to the state’s future nursing workforce.

Table 1.4*FCN Nursing Education Program Survey AY 2023-2024: Prelicensure Nursing Education Programs with Students Enrolled by Region*

Type of Prelicensure Nursing Education Program				
Region	PN	ADN	BSN	MSN
Northwest				
Total Programs	10	5	1	0
Programs with Students Enrolled	9	5	1	0
% of Programs with Students Enrolled	90%	100%	100%	-
North Central				
Total Programs	13	10	6	0
Programs with Students Enrolled	12	10	6	0
% of Programs with Students Enrolled	92.31%	100%	100%	-
Northeast				
Total Programs	9	6	4	1
Programs with Students Enrolled	7	5	4	0
% of Programs with Students Enrolled	77.78%	83.33%	100%	0%
East Central				
Total Programs	26	32	20	0
Programs with Students Enrolled	21	27	14	0
% of Programs with Students Enrolled	80.77%	84.38%	70%	-
West Central				
Total Programs	23	28	28	1
Programs with Students Enrolled	20	24	25	1
% of Programs with Students Enrolled	86.96%	85.71%	89.29%	100%
Southeast				
Total Programs	24	23	14	0
Programs with Students Enrolled	20	22	11	0
% of Programs with Students Enrolled	83.33%	95.65%	78.57%	-
Southwest				
Total Programs	12	11	9	1
Programs with Students Enrolled	12	10	7	0
% of Programs with Students Enrolled	100%	90.91%	77.78%	0%
South				
Total Programs	43	48	32	2
Programs with Students Enrolled	30	39	23	1
% of Programs with Students Enrolled	69.77%	81.25%	71.88%	50%
*442 of 510 prelicensure nursing education programs reporting				

Table 1.5 reports the number of prelicensure nursing education programs with students enrolled by accreditation status for AY 2023-2024. Section 464.019, Florida Statutes, requires nursing education programs that prepare students for the practice of professional nursing to become accredited within five years after the date of enrolling the program's first students. PN programs were not included in this analysis as there is no statutory accreditation requirement for practical nursing education programs.

Table 1.5

FCN Nursing Education Program Survey AY 2023-2024: Prelicensure RN Programs with Students Enrolled by Accreditation Status

	Type of Prelicensure RN Program		
	ADN	BSN	MSN
Accredited Prelicensure RN Programs			
Number of Programs	73	71	2
Number of Programs with Students Enrolled	71	68	0
Percentage Programs with Students Enrolled	97.26%	95.77%	0%
Approved Prelicensure RN Programs			
Number of Programs	73	38	2
Number of Programs with Students Enrolled	55	18	1
Percentage Programs with Students Enrolled	75.34%	47.37%	50%
Probationary Prelicensure RN Programs			
Number of Programs	17	5	1
Number of Programs with Students Enrolled	16	5	1
Percentage Programs with Students Enrolled	94.12%	100%	100%
FL Statewide* Prelicensure RN Programs			
Number of Programs	163	114	5
Number of Programs with Students Enrolled	142	91	2
Percentage Programs with Students Enrolled	87.12%	79.82%	40%
*282 of 317 prelicensure RN programs reporting			

Table 1.6 identifies the percentage of statewide prelicensure nursing education programs with students enrolled by profit type in AY 2023-2024. Respondents reported the category that best described their institution: public; private, nonprofit; or proprietary (private, for-profit). The highest number of prelicensure nursing education programs identified as private, for-profit organizations. However, these programs had the lowest percentage of students enrolled.

Table 1.6

FCN Nursing Education Program Survey AY 2023-2024: Prelicensure Nursing Programs with Students Enrolled by Profit Type

Type of Prelicensure Nursing Education Program				
	PN	ADN	BSN	MSN
Public				
Number of Public Programs	59	29	11	0
Programs with Students Enrolled	54	29	11	0
% of Programs with Students Enrolled	91.53%	100%	100%	-
Private, Nonprofit				
Number of Private, Nonprofit Programs	8	28	48	4
Programs with Students Enrolled	8	27	47	1
% of Programs with Students Enrolled	100%	96.43%	97.92%	25%
Private, For-Profit				
Number of Private, For-Profit Programs	93	106	55	1
Programs with Students Enrolled	69	86	33	1
% of Programs with Students Enrolled	74.19%	81.13%	60%	100%
FL Statewide*				
Total Number of Programs in Florida	160	163	114	5
Programs with Students Enrolled	131	142	91	2
% of Programs with Students Enrolled	81.88%	87.12%	79.82%	40%
*442 of 510 prelicensure nursing education programs reporting				

Table 1.7 identifies the accreditation status of the prelicensure nursing education programs that responded to the FCN Nursing Education Program survey for AY 2023-2024.

Table 1.7

FCN Nursing Education Program Survey AY 2023-2024: Responding RN programs by Accreditation Status and Profit Type

Accreditation Status	Public	Private, Nonprofit	Private, For-Profit	FL Statewide
ADN Programs	n=29	n=28	n=106	n=163
Accredited	29	18	26	73
Approved	0	10	63	73
Probationary	0	0	17	17
BSN Programs	n=11	n=48	n=55	n=114
Accredited	10	40	21	71
Approved	0	6	32	38
Probationary	1	2	2	5
MSN Programs	n=0	n=4	n=1	n=5
Accredited	-	2	0	2
Approved	-	2	0	2
Probationary	-	0	1	1

Overview of the Nursing Education Programs in Florida

Florida Nursing Program Capacity

The following tables show the nursing program capacity in Florida. Capacity is measured in terms of the number of nursing education programs and quantities of potential future nurses that the programs can produce. Capacity evaluates the number of nursing education programs, number of seats for new students, qualified applicants, accepted applicants, total enrollment, and graduates of the nursing programs in Florida.

Table 1.8

FCN Nursing Education Program Survey AY 2023-2024: Capacity of Pre- and Post-licensure Nursing Programs

		N	
Total Enrollment*	Program Type	Number Reported	
	PN	5,011	
	ADN	23,099	
	BSN	11,999	
	Direct Entry MSN	280	
	RN to BSN	7,268	
	Post-Lic Grad	7,333	
Number of Accepted Applicants*	Program Type	Number Reported	Acceptance Rate
	PN	6,191	79.36%
	ADN	21,444	83.36%
	BSN	10,839	75.94%
	Direct Entry MSN	200	81.3%
	RN to BSN	6,595	92.48%
	Post-Lic Grad	5,973	71.84%
*442 of 510 prelicensure nursing education programs reporting			

Figures 1.5, 1.6, and 1.7 provide four years of trended data to evaluate changes in the number of qualified applicants, new enrollees, and the percentage of accepted applicants who enrolled in a prelicensure nursing education program. PN, ADN, and BSN programs reported increases in qualified applicants, accepted applicants, and new enrollees, but decreases in the percentage of accepted applicants that enrolled from AY 2022-2023 through AY 2023-2024.

Figure 1.5

FCN Nursing Education Program Survey: Trended PN Programs Application Cycle for AY 2020-2021 through AY 2023-2024

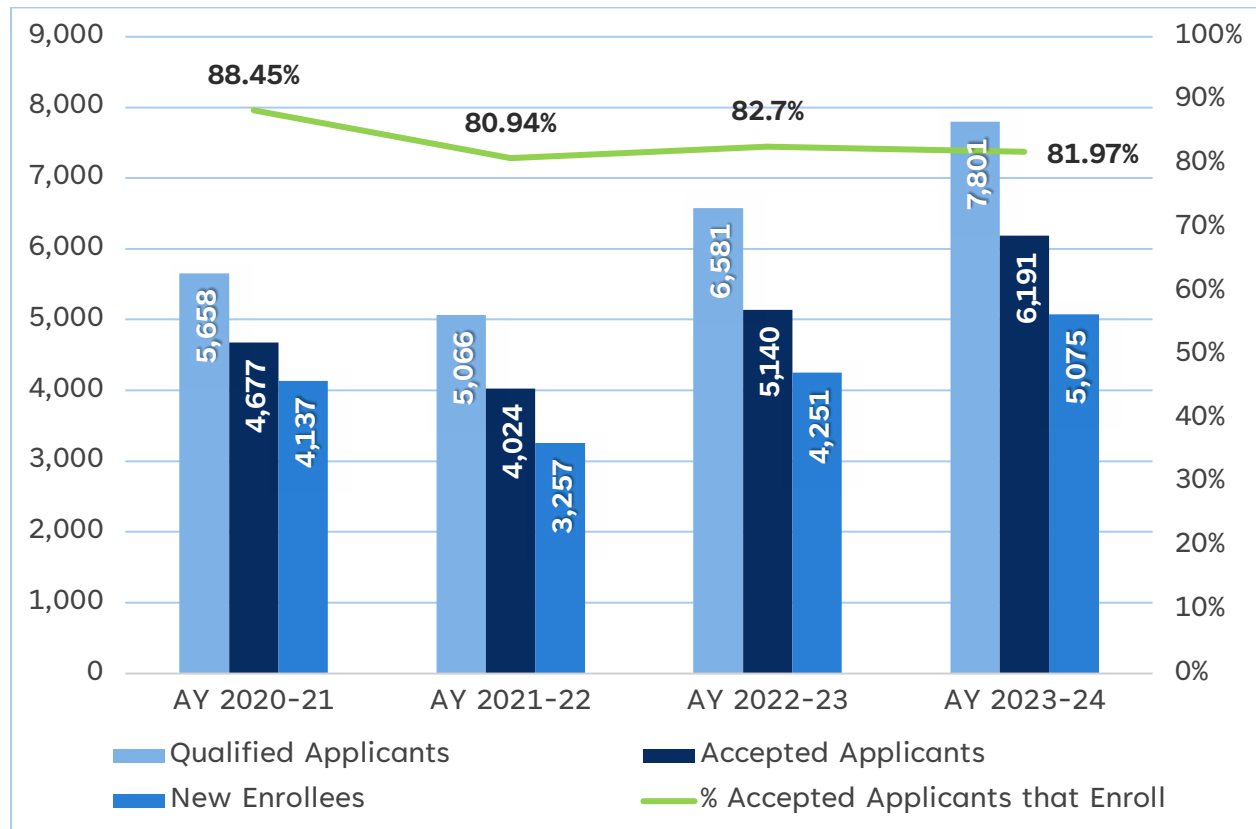


Figure 1.6

Trended AY 2020-2021 through AY 2023-2024: ADN Programs Application Cycle

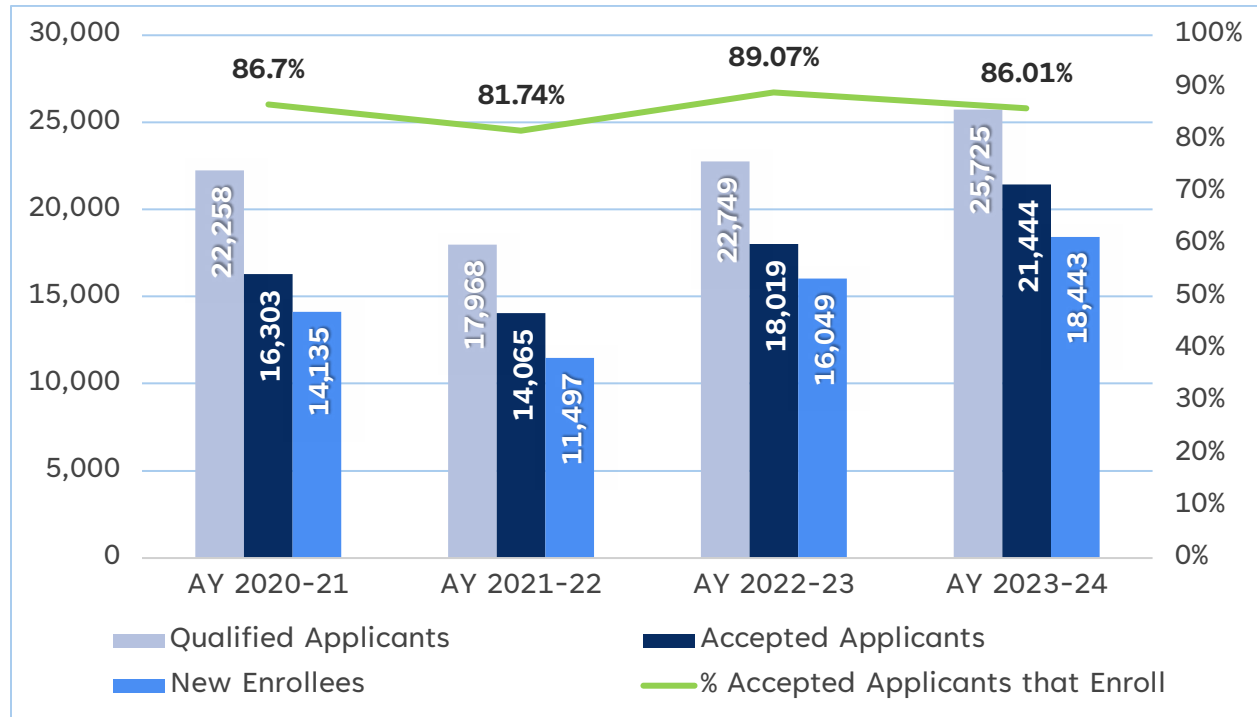
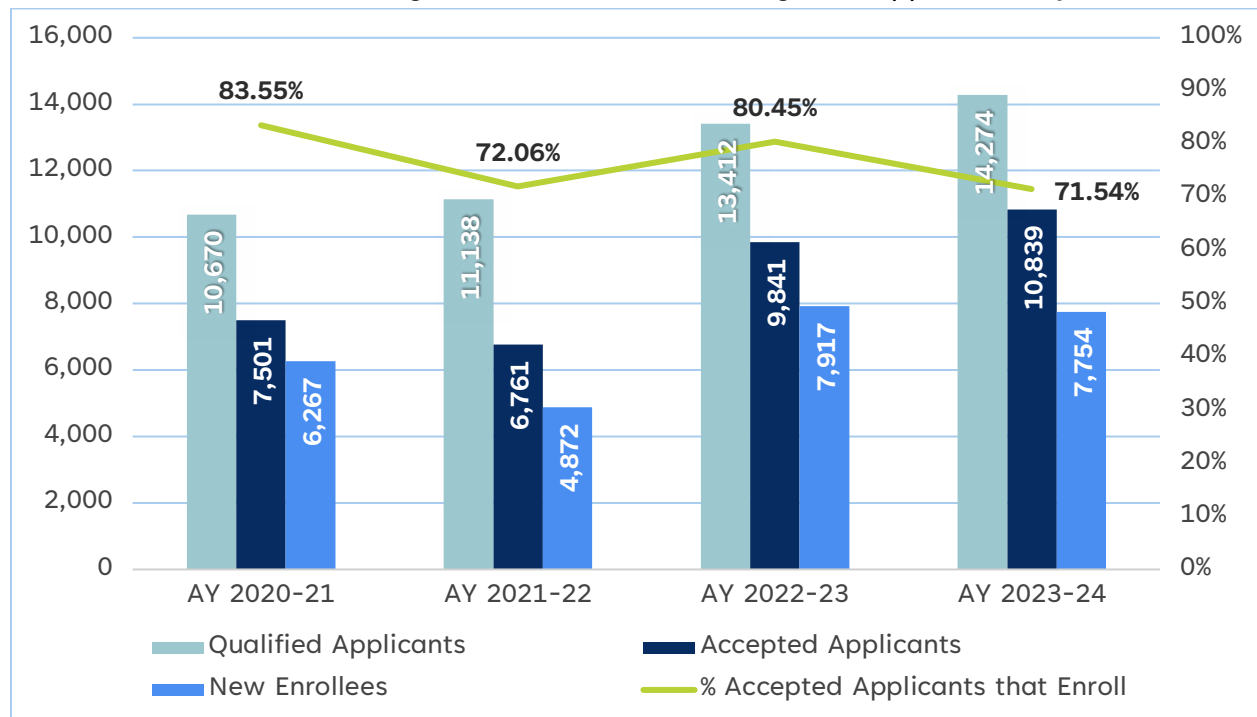


Figure 1.7

Trended AY 2020-2021 through AY 2023-2024: BSN Programs Application Cycle



The values in Table 1.9 identify the capacity of Florida's prelicensure and post-licensure nursing education programs by profit type. This includes the number of qualified and accepted applicants, new enrollees, and graduates for the AY 2023-2024.

Table 1.9

FCN Nursing Education Program Survey AY 2023-2024: Capacity by Profit Type

Type of Program	Public	Private, Nonprofit	Private, For-Profit	FL-Statewide
Number of Qualified Applicants*				
PN	3,563	619	3,619	7,801
ADN	8,607	2,509	14,609	25,725
BSN	4,435	5,136	4,703	14,274
Direct Entry MSN	-	52	194	246
RN to BSN	5,299	1,402	430	7,131
Post-Lic Grad	2,730	4,456	1,128	8,314
Total				63,491
Number of Accepted Applicants*				
PN	2,529	565	3,097	6,191
ADN	6,688	2,242	12,514	21,444
BSN	2,725	3,988	4,126	10,839
Direct Entry MSN	-	15	185	200
RN to BSN	5,081	1,305	209	6,595
Post-Lic Grad	1,871	3,142	960	5,973
Total				51,242
Number of New Students Enrolled*				
PN	2,183	349	2,543	5,075
ADN	6,262	1,859	10,322	18,443
BSN	2,553	2,363	2,838	7,754
Direct Entry MSN	-	9	185	194
RN to BSN	3,638	1,020	174	4,832
Post-Lic Grad	1,380	2,033	925	4,338
Total				40,636
Number of Program Graduates*				
PN	1,662	116	937	2,715
ADN	4,805	954	3,979	9,738
BSN	1,940	2,003	1,315	5,258
Direct Entry MSN	-	0	137	137
RN to BSN	2,562	749	89	3,400
Post-Lic Grad	967	1,598	562	3,127
Total				24,375
*442 of 510 nursing education programs reporting				

Table 1.10 includes a snapshot measurement on September 30, 2023, to identify total seats for new students and total enrollment.

Table 1.10

FCN Nursing Education Program Survey AY 2023-2024: Capacity Measurement by Profit Type on September 30, 2023

Type of Program	Public	Private, Nonprofit	Private, For-Profit	FL-Statewide
Total Seats for New Students*				
PN	1,766	344	2,936	5,046
ADN	5,395	1,268	10,377	17,040
BSN	1,872	2,189	4,633	8,694
Direct Entry MSN	-	68	600	668
RN to BSN	20,030	2,432	555	23,017
Post-Lic Grad	4,238	4,284	1,275	9,797
Total				64,262
Total Enrollment*				
PN	2,298	275	2,438	5,011
ADN	9,532	1,943	11,624	23,099
BSN	3,515	4,330	4,154	11,999
Direct Entry MSN	-	9	271	280
RN to BSN	5,512	1,588	168	7,268
Post-Lic Grad	3,172	3,147	1,014	7,333
Total				54,990
*442 of 510 nursing education programs reporting				

The values in Table 1.11 identify the capacity of Florida's prelicensure programs, focusing on RN nursing education programs by accreditation status. The prelicensure RN programs by accreditation are a subset sample. Table 1.11 reports the number of qualified applicants, accepted applicants, new enrollees, and the number of graduates for AY 2023-2024. PN programs do not have nursing specialty accreditation status and were excluded from the following table.

Table 1.11

FCN Nursing Education Program Survey AY 2023-2024: Capacity Measurement by Accreditation Status for Prelicensure RN Programs

Level	Accredited	Approved	Probationary	FL-Statewide
Number of Qualified Applicants to Prelicensure RN Programs*				
ADN	17,849	5,140	2,736	25,725
BSN	13,117	518	639	14,274
Direct Entry MSN	0	52	194	246
Accepted Applicants to Prelicensure RN Programs*				
ADN	14,928	4,428	2,088	21,444
BSN	9,915	295	629	10,839
Direct Entry MSN	0	15	185	200
New Students Enrolled to Prelicensure RN Programs*				
ADN	13,200	3,294	1,949	18,443
BSN	6,982	235	537	7,754
Direct Entry MSN	0	9	185	194
Number of Graduates from Prelicensure RN Programs*				
ADN	7,865	760	1,113	9,738
BSN	4,607	29	622	5,258
Direct Entry MSN	0	0	137	137
*282 of 317 prelicensure RN programs reporting				

Table 1.12 includes a snapshot measurement for prelicensure RN programs by accreditation on September 30, 2023, to identify total seats for new students and total enrollment.

Table 1.12

FCN Nursing Education Program Survey AY 2023-2024: Capacity Measurement for Prelicensure RN Programs by Accreditation on September 30, 2023

Level	Accredited	Approved	Probationary	FL-Statewide
Total Seats for New Students in Prelicensure RN Programs*				
ADN	11,715	3,365	1,960	17,040
BSN	7,171	724	799	8,694
Direct Entry MSN	0	68	600	668
Total Enrollment in Prelicensure RN Programs*				
ADN	17,504	2,628	2,967	23,099
BSN	10,572	233	1,194	11,999
Direct Entry MSN	0	9	271	280
*282 of 317 prelicensure RN programs reporting				

Table 1.13 below identifies the mean and median values of Florida’s prelicensure nursing education program capacity for qualified applicants, admissions per program, and total enrollment for prelicensure PN, ADN, and BSN programs. 77 nursing education programs did not have students enrolled at the time of the survey and were not included in the following table.

Table 1.13

FCN Nursing Education Program Survey AY 2023-2024: Mean and Median Values for Nursing Programs Statewide (Excluding Programs with No Students Enrolled)

Type of Program	n	Number of Qualified Applicants		Number of Admissions		Total Student Enrollment	
		Mean (SD)	Median (Range)	Mean (SD)	Median (Range)	Mean (SD)	Median (Range)
PN	131	59.55 (55.53)	43 (0-277)	47.26 (44.81)	32 (0-221)	38.25 (35.01)	27 (0-160)
ADN	142	181.16 (216.04)	115 (0-1,291)	151.01 (182.64)	89 (0-960)	162.67 (231.73)	82 (0-1,520)
BSN	91	156.86 (218.48)	65 (0-904)	119.11 (160.6)	55 (0-842)	131.86 (164.73)	71 (0-841)

Prelicensure nursing education programs reported reasons for not accepting more applicants to their respective PN, ADN, and BSN prelicensure nursing programs. Data was trended over four years. The lack of qualified applicants continued to be the most frequent reason for not accepting new applicants to prelicensure PN (31.8%), ADN (28.2%), and BSN (36.4%) programs during AY 2023-2024.

Table 1.14

AY 2020-2021 through AY 2023-2024: Reasons for Not Accepting More PN, ADN, BSN Prelicensure Applicants

	Academic Year			
	2020-2021	2021-2022	2022-2023	2023-2024
Number of PN Programs Reporting	n=148	n=119	n=148	n=160
Lack of Qualified Applicants	29.7%	36.1%	31.1%	31.9%
Limited Clinical Sites for Interactive Learning Experiences	20.9%	18.5%	12.2%	16.9%
Lack of Campus Resources	9.5%	8.4%	8.8%	11.3%
Lack of Qualified Faculty	14.2%	15.1%	14.2%	12.5%
Lack of Funds to Hire Faculty	10.8%	8.4%	11.5%	15.6%
Other	8.8%	5%	9.5%	9.4%
None	19.6%	17.6%	21.6%	24.4%
Number of ADN Programs Reporting	n=134	n=123	n=154	n=163
Lack of Qualified Student Applicants	27.6%	34.2%	29.2%	28.2%
Limited Clinical Sites for Interactive Learning Experiences	23.9%	15.5%	14.3%	10.4%
Lack of Campus Resources	10.4%	8.1%	8.4%	6.8%
Lack of Qualified Faculty	15.7%	12.2%	9.7%	10.4%
Lack of Funds to Hire Faculty	9.7%	7.3%	3.9%	9.2%
Other	11.9%	3.3%	6.5%	9.8%
None	24.6%	34.2%	40.3%	38.7%
Number of BSN Programs Reporting	n=61	n=59	n=102	n=114
Lack of Qualified Student Applicants	42.6%	49.2%	34%	36.8%
Limited Clinical Sites for Interactive Learning Experiences	34.4%	27.1%	16.5%	10.5%
Lack of Campus Resources	16.4%	11.9%	6.8%	7%
Lack of Qualified Faculty	14.8%	16.9%	8.7%	7.9%
Lack of Funds to Hire Faculty	23%	11.9%	4.9%	3.5%
Other	1.6%	5.1%	7.8%	6.1%
None	32.8%	23.7%	32%	28.1%

Evaluation of Student Admission and Progression Criteria

Prelicensure students are often required to complete pre-admission standardized testing and/or minimum grades in pre-required courses before admission to nursing education programs. Additionally, minimum course grades higher than those of general education requirements may be required for progression through a nursing program. For example, an educational institution may identify a “D” as a passing grade while a nursing education program within the educational institution may require a “C” as a passing grade for nursing students. Table 1.15 identifies nursing program admission and progression criteria by profit type. Public and private, nonprofit programs more frequently reported pre-admission testing and minimum course grade requirements for progression compared to private, for-profit nursing programs.

Table 1.15

FCN Nursing Education Program Survey AY 2023-2024: Admission and Progression Requirement by Profit Type

Requirement	Public	Private, Nonprofit	Private, For-Profit	FL- Statewide
PN Programs	n=59	n=8	n=93	n=160
Pre-Admission Standardized Test	83.1%	100%	67.7%	75%
Interviews	27.1%	50%	45.2%	38.8%
Letters of Recommendation	22%	37.5%	25.8%	25%
Minimum Pre-Req Course Grades	18.6%	62.5%	22.6%	23.1%
Minimum Course Grades for Progression	62.7%	87.5%	54.8%	59.4%
Graduation Exit Exam	45.8%	75%	52.7%	51.3%
N/A - None	10.2%	0%	26.9%	19.4%
ADN Programs	n=29	n=28	n=106	n=163
Pre-Admission Standardized Test	86.2%	92.9%	78.3%	82.2%
Interviews	6.9%	78.6%	58.5%	52.8%
Letters of Recommendation	3.5%	60.7%	30.2%	30.7%
Minimum Pre-Req Course Grades	86.2%	96.4%	50%	64.4%
Minimum Course Grades for Progression	96.6%	96.4%	69.8%	79.1%
Graduation Exit Exam	34.5%	21.4%	50%	42.3%
N/A - None	0%	3.6%	18.9%	12.9%
BSN Programs	n=11	n=48	n=55	n=114
Pre-Admission Standardized Test	54.6%	85.4%	54.6%	67.5%
Interviews	27.3%	52.1%	23.6%	36%
Letters of Recommendation	18.2%	37.5%	7.3%	21.1%
Minimum Pre-Req Course Grades	100%	97.9%	32.7%	66.7%
Minimum Course Grades for Progression	100%	97.9%	50.9%	75.4%
Graduation Exit Exam	36.4%	29.2%	23.6%	27.2%
N/A - None	0%	2.1%	41.8%	21.1%

Table 1.16 identifies reported nursing education program admission and progression criteria by accreditation status. Accredited prelicensure nursing education programs most frequently reported pre-admission testing and minimum course grades as requirements of student admission and progression.

Table 1.16

FCN Nursing Education Program Survey AY 2023-2024: Admission and Progression Requirement by Accreditation Status

Requirement	Accredited	Approved	Probationary	FL-Statewide
ADN Programs	n=73	n=73	n=17	n=163
Pre-Admission Standardized Test	87.7%	74%	94.1%	82.2%
Interviews	46.6%	57.5%	58.8%	52.8%
Letters of Recommendation	32.9%	27.4%	35.3%	30.7%
Minimum Pre-Req Course Grades	72.6%	58.9%	52.9%	64.4%
Minimum Course Grades for Progression	91.8%	63%	94.1%	79.1%
Graduation Exit Exam	31.5%	50.7%	52.9%	42.3%
N/A - None	2.7%	24.7%	5.9%	12.9%
BSN Programs	n=71	n=38	n=5	n=114
Pre-Admission Standardized Test	78.9%	44.7%	80%	67.5%
Interviews	36.6%	34.2%	40%	36%
Letters of Recommendation	25.4%	13.2%	20%	21.1%
Minimum Pre-Req Course Grades	80.3%	36.8%	100%	66.7%
Minimum Course Grades for Progression	94.4%	36.8%	100%	75.4%
Graduation Exit Exam	29.6%	23.7%	20%	27.2%
N/A - None	4.2%	29.6%	0%	21.1%

Student Retention

Retention rates consider the proportion of a cohort of newly enrolled students who have graduated or are still enrolled one year later compared to those who leave without completing their degree program. Table 1.17 provides prelicensure nursing program student retention trended over four years.

Table 1.17

FCN Nursing Education Program Survey AY 2023-2024: Prelicensure Nursing Program Student Retention Rate

Academic Year				
Program Level	2020-2021	2021-2022	2022-2023	2023-2024
PN	72.4%	71.5%	72%	73.9%
ADN	76.8%	78.1%	76%	77.2%
BSN	87.9%	85.2%	84.6%	84.4%

Table 1.18 identifies student retention rates by organizational profit type. Prelicensure nursing education programs in public institutions had the highest student retention rate during AY 2023-2024.

Table 1.18

FCN Nursing Education Program Survey AY 2023-2024: Prelicensure Student Retention Rate by Profit Type

Program Level	Public	Private, Nonprofit	Private, For-Profit	FL - Statewide
PN	80.35%	64.13%	67.39%	73.85%
ADN	86.97%	73%	67.62%	77.24%
BSN	92.5%	83.67%	70.78%	84.43%

Table 1.19 identifies student retention rates by accreditation status. Accredited prelicensure nursing programs had the highest student retention rate.

Table 1.19

FCN Nursing Education Program Survey AY 2023-2024: Prelicensure RN Program Student Retention Rate by Accreditation Status

Program Level	Accredited	Approved	Probationary	FL - Statewide
ADN	80.99%	66.67%	64.57%	77.24%
BSN	85.4%	70.65%	80.3%	84.43%

Nursing Faculty

Nursing Faculty Positions: Vacancies and Filled Positions. Survey respondents were asked to report all faculty members associated with their NCLEX code. Full-time (FT) and part-time (PT) faculty were evaluated by survey cycle with trended data over time, program type, and accreditation status. Full-time vacancies continued at greater than 10%. Vacancy rates trended down for full-time PN and ADN programs. BSN programs had the highest vacancy rates at 11.4%. The part-time vacancies were highest for the PN programs at 11.6%. Part-time BSN faculty also increased from 3.2% to 5.7%.

Table 1.20

FCN Nursing Education Program Survey AY 2023-2024: Full-Time and Part-Time Faculty Vacancy Rates by Prelicensure Nursing Program

Academic Year				
Program Level	2020-2021	2021-2022	2022-2023	2023-2024
FT Vacancy Rate* by Survey Cycle				
PN	14%	18.3%	12.1%	10.6%
ADN	13.8%	12.7%	13.3%	10.5%
BSN	12.1%	18.1%	11.9%	11.4%
PT Vacancy Rate* by Survey Cycle				
PN	16.2%	18.7%	12.1%	11.6%
ADN	12.4%	12.8%	11.6%	9%
BSN	7.8%	4.3%	3.2%	5.7%
* Indicates an estimate as of September 30th, 2023				

Table 1.21 reports FT-filled positions by program type, profit type, and accreditation.

Table 1.21

FCN Nursing Education Program Survey AY 2023-2024: FT-Filled Positions*

	PN	ADN	BSN
	479	1,257	1,265
Profit Type			
Public	197	527	485
Private, Nonprofit	33	147	502
Private, For-Profit	249	583	278
Accreditation Status (For RN Programs Only)			
Accredited	-	913	1,144
Approved	-	195	61
Probationary	-	149	60
* Indicates an estimate as of September 30th, 2023			

Table 1.22 reports PT-filled positions by program type, profit type, and accreditation.

Table 1.22

FCN Nursing Education Program Survey AY 2023-2024: PT-Filled Positions*

	PN	ADN	BSN
	641	2,071	1,763
Profit Type			
Public	148	937	482
Private, Nonprofit	90	200	718
Private, For-Profit	403	934	563
Accreditation Status (For RN Programs Only)			
Accredited	-	1,374	1,578
Approved	-	471	117
Probationary	-	226	68
* Indicates an estimate as of September 30th, 2023			

Table 1.23 reports total student enrollment, FT and PT faculty, and total student enrollment per number of employed faculty. The MSN and ADN programs demonstrated a higher ratio of faculty.

Table 1.23

FCN Nursing Education Program Survey AY 2023-2024: Student Enrollment and Number of Faculty by Program

Program Level	Total Enrollment*	FT+PT Faculty*	Total Student Enrollment per # (FT + PT) Faculty Employed*
PN	5,011	1,120	4.47
ADN	23,099	3,328	6.94
BSN	11,999	3,028	3.96
* Indicates an estimate as of September 30th, 2023			

Tables 1.24 and 1.25 report FT and PT nursing faculty vacancy rates by profit type and accreditation type.

Table 1.24

*FCN Nursing Education Program Survey AY 2023-2024: Faculty Vacancy Rate by Profit Type**

Program Type	Public	Private, Nonprofit	Private, For-Profit	FL- Statewide
FT Nursing Faculty Vacancy Rate*				
PN	15.45%	2.94%	7.43%	10.63%
ADN	10.98%	13.53%	9.19%	10.47%
BSN	11.5%	13%	7.95%	11.35%
PT Nursing Faculty Vacancy Rate*				
PN	20.86%	7.22%	8.62%	11.59%
ADN	8.85%	9.09%	9.06%	8.97%
BSN	1.83%	7.35%	6.79%	5.72%
* Indicates an estimate as of September 30th, 2023				

Table 1.25

*FCN Nursing Education Program Survey AY 2023-2024: Faculty Vacancy Rate by Accreditation Status**

Program Type	Accredited	Approved	Probationary	FL- Statewide
FT Nursing Faculty Vacancy Rate*				
ADN	11.1%	10.96%	5.7%	10.47%
BSN	11.39%	11.59%	10.45%	11.35%
PT Nursing Faculty Vacancy Rate*				
ADN	9.25%	7.83%	9.6%	8.97%
BSN	5.17%	10%	10.53%	5.72%
* Indicates an estimate as of September 30th, 2023				

Barriers to Faculty Recruitment. Respondents were asked to report the barriers to faculty recruitment. These data trend over four years in Table 1.26. PN programs reported competitive salary as the highest barrier (43.8%), prelicensure ADN and BSN programs reported a limited qualified applicant pool as the greatest barrier.

Table 1.26

FCN Nursing Education Program Survey AY 2023-2024: Barriers to Faculty Recruitment by Nursing Program

Academic Year				
Factor	2020-2021	2021-2022	2022-2023	2023-2024
PN Programs	n=148	n=119	n=148	n=160
Salary Not Competitive	42.6%	37.8%	48%	43.8%
Cost of Living	12.2%	17.6%	23.6%	21.9%
Limited Qualified Applicant Pool	27%	31.9%	29.1%	28.1%
Geographic Location	8.8%	10.9%	12.2%	9.4%
Other	8.1%	5%	6.8%	5%
No Problems with Recruiting	18.9%	20.2%	13.5%	24.4%
ADN Programs	n=134	n=123	n=154	n=163
Salary Not Competitive	48.5%	32.5%	40.9%	36.2%
Cost of Living	18.7%	11.4%	24%	19%
Limited Qualified Applicant Pool	45.5%	43.1%	44.2%	38%
Geographic Location	8.2%	9.8%	11.7%	11.7%
Other	13.4%	10.6%	3.9%	3.7%
No Problems with Recruiting	11.2%	18.7%	18.2%	29.5%
BSN Programs	n=61	n=59	n=102	n=114
Salary Not Competitive	55.7%	44.1%	34%	29%
Cost of Living	27.9%	28.8%	27.2%	17.5%
Limited Qualified Applicant Pool	75.4%	61%	47.6%	40.4%
Geographic Location	13.1%	11.9%	11.7%	14.9%
Other	14.8%	13.6%	6.8%	4.4%
No Problems with Recruiting	11.5%	16.9%	18.4%	25.4%

Respondents were asked to report on the most difficult-to-fill faculty positions. Pediatric child health and obstetrics remained the most difficult areas to fill faculty positions. Psychiatric/mental health faculty positions were the third most difficult-to-fill position.

Table 1.27

FCN Nursing Education Program Survey AY 2023-2024: Faculty Positions Difficult to Fill

Academic Year				
Factor	2020-2021	2021-2022	2022-2023	2023-2024
PN Programs	n=148	n=119	n=148	n=160
Acute Care	7.4%	6.7%	6.1%	7.5%
Adult/Gerontology	10.1%	4.2%	4.7%	8.1%
Family Health	1.4%	0.8%	3.4%	1.9%
Pediatric/Child Health	14.9%	16.8%	18.9%	20.6%
Oncology	2.7%	3.4%	2.7%	2.5%
Obstetrics	16.2%	18.5%	18.2%	23.1%
Critical Care	2.7%	3.4%	4.1%	2.5%
Leadership/Management	2%	2.5%	4.7%	3.8%
Policy	0%	0.8%	2%	0.6%
Psychiatric/Mental Health	13.5%	12.6%	12.8%	14.4%
Women's Health (Non-Ob)	3.4%	2.5%	7.4%	7.5%
Other	12.2%	10.9%	10.8%	9.4%
None	27.7%	28.6%	37.8%	37.5%
ADN Programs	n=134	n=123	n=154	n=163
Acute Care	16.4%	13%	9.1%	10.4%
Adult/Gerontology	14.2%	9.8%	4.5%	4.3%
Family Health	3%	2.4%	3.9%	1.8%
Pediatric/Child Health	38.1%	30.1%	35.1%	31.3%
Oncology	3%	2.4%	3.2%	2.5%
Obstetrics	34.3%	31.7%	33.8%	36.8%
Critical Care	10.4%	8.1%	7.8%	3.7%
Leadership/Management	5.2%	6.5%	7.8%	4.3%
Policy	1.5%	0.8%	2.6%	1.8%
Psychiatric/Mental Health	37.3%	23.6%	26%	22.1%
Women's Health (Non-Ob)	6%	9.8%	9.7%	7.4%
Other	6%	2.4%	4.5%	4.9%
None	14.2%	22.8%	21.4%	28.2%

Academic Year				
Factor	2020-2021	2021-2022	2022-2023	2023-2024
BSN Programs	n=61	n=59	n=102	n=114
Acute Care	24.6%	13.6%	8.7%	7%
Adult/Gerontology	8.2%	13.6%	4.9%	10.5%
Family Health	3.3%	5.1%	2.9%	0.9%
Pediatric/Child Health	55.7%	45.8%	39.8%	33.3%
Oncology	1.6%	3.4%	1%	1.8%
Obstetrics	49.2%	49.2%	41.7%	36.8%
Critical Care	18%	6.8%	4.9%	4.4%
Leadership/Management	9.8%	8.5%	3.9%	0%
Policy	1.6%	5.1%	1.9%	0%
Psychiatric/Mental Health	52.5%	47.5%	34%	24.6%
Women's Health (Non-Ob)	21.3%	10.2%	4.9%	4.4%
Other	4.9%	10.2%	7.8%	3.5%
None	11.5%	16.9%	15.5%	21.1%

Demographic Characteristics of Nursing Faculty and Nursing Students

The demographic characteristics of nursing faculty and nursing students are presented in the tables and graphs below. Full-time faculty were predominately female: PN, 85.18%; ADN, 85.76%; and BSN, 83.48%.

Table 1.28

FCN Nursing Education Program Survey AY 2023-2024: Faculty, Student, and Graduate Gender by Program on September 30, 2023

		Prelicensure			Post-Licensure	
Category	Gender Breakdown	PN	ADN	BSN	RN to BSN	Post-Lic Grad
FT Faculty	Female	85.18%	85.76%	83.48%	-	-
	Male	12.53%	13.29%	12.25%	-	-
	Other	0%	0.08%	0%	-	-
	Not Known	2.3%	0.88%	4.27%	-	-
PT Faculty	Female	80.81%	83.92%	80.71%	-	-
	Male	12.48%	13.91%	14.01%	-	-
	Other	0%	0%	0%	-	-
	Not Known	6.71%	2.17%	5.28%	-	-
Students	Female	84.09%	79.9%	83.25%	81.66%	71.7%
	Male	10.28%	15.7%	12.45%	13.94%	19.96%
	Other	0.08%	0.21%	0.08%	0.51%	0.01%
	Not Known	5.55%	4.19%	4.23%	3.89%	8.32%
Graduates	Female	83.54%	82.4%	80.75%	77.15%	58.55%
	Male	9.28%	15.64%	14.51%	14.12%	26.77%
	Other	0.22%	0.39%	0.04%	0.53%	0.03%
	Not Known	6.96%	1.57%	4.7%	8.21%	14.65%

* Indicates an estimate as of September 30th, 2023

Figure 1.8

FCN Nursing Education Program Survey AY 2023-2024: FT Faculty Gender Distribution

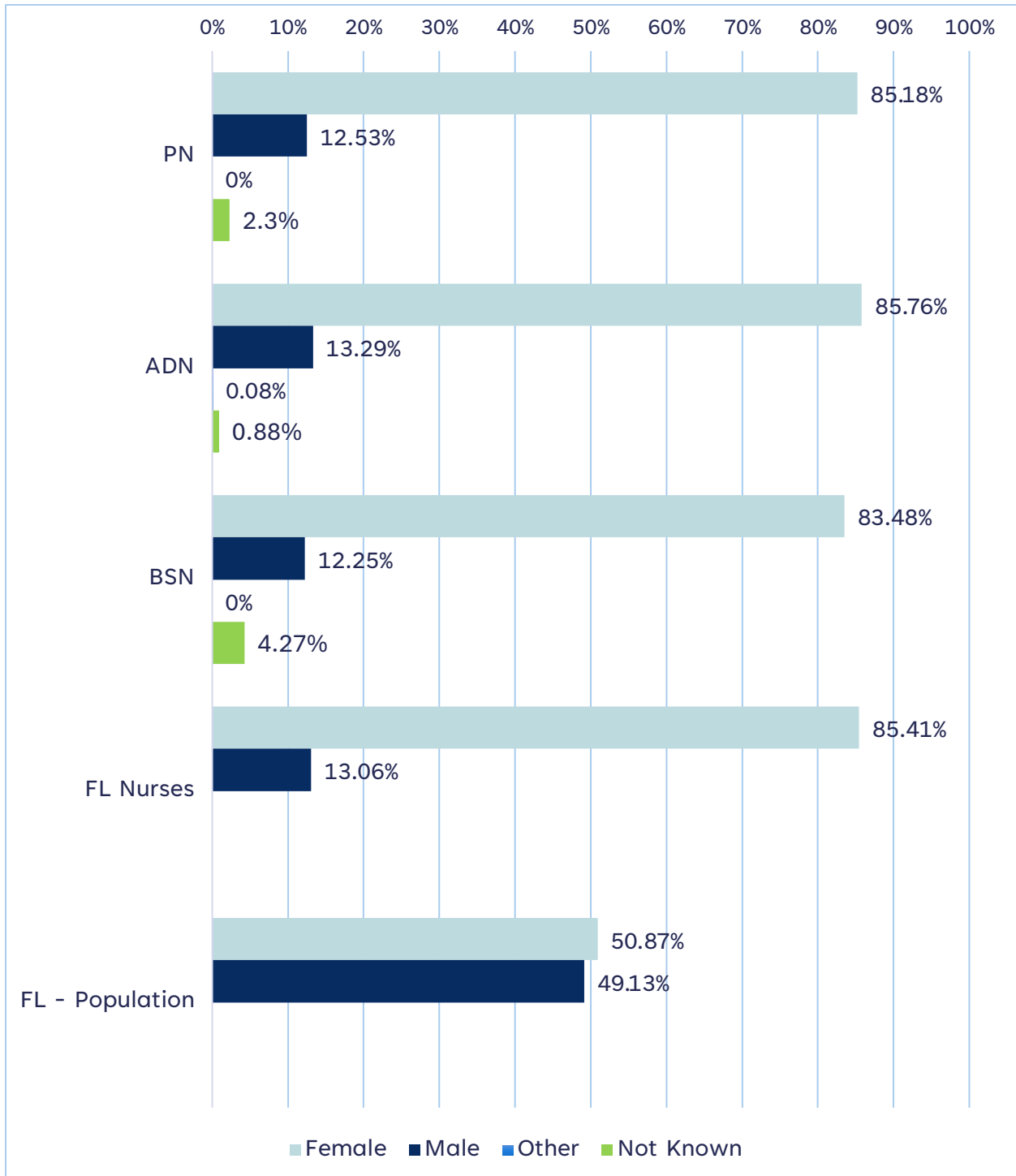


Figure 1.9

FCN Nursing Education Program Survey AY 2023-2024: PT Faculty Gender Distribution

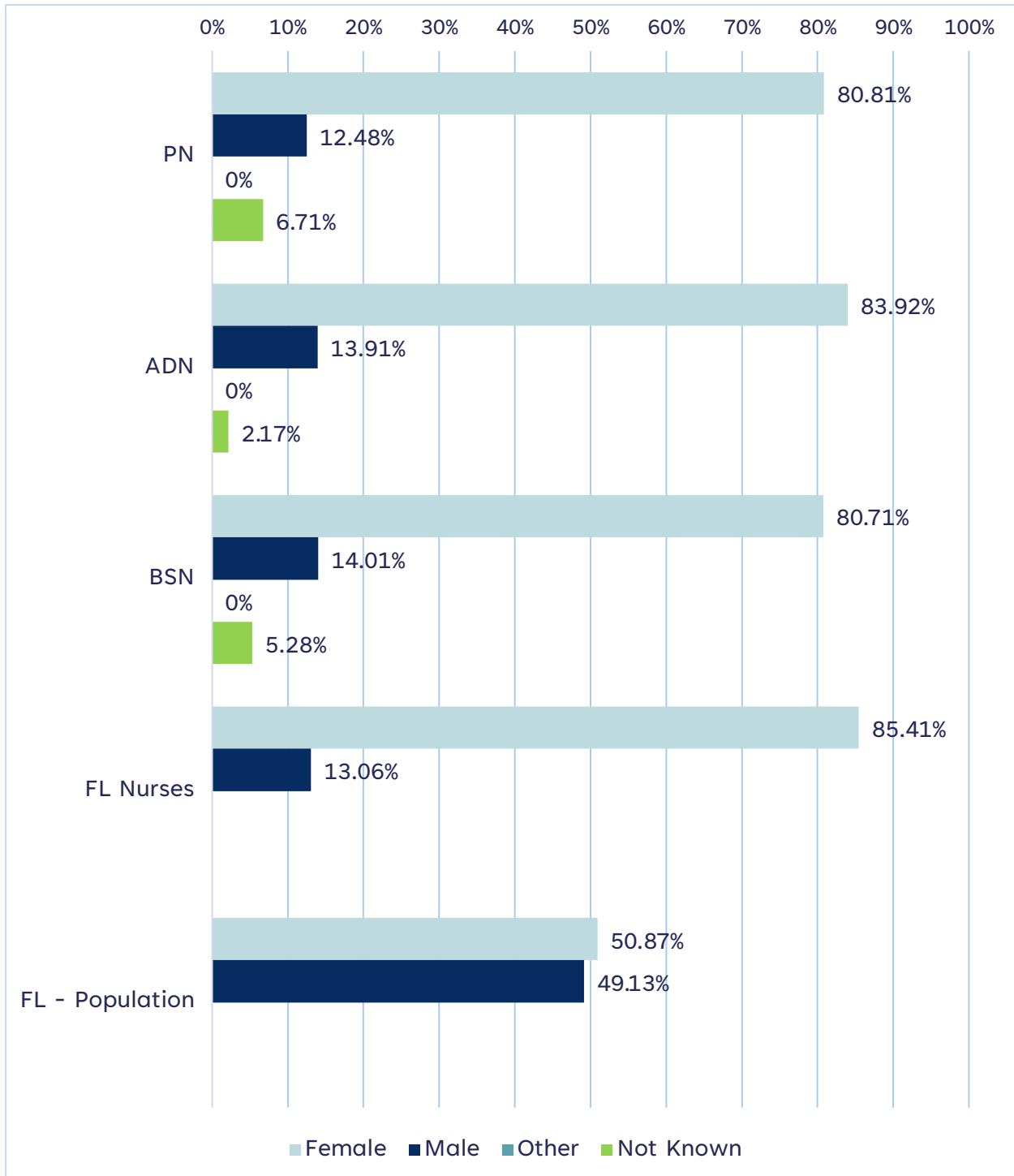


Figure 1.10

FCN Nursing Education Program Survey AY 2023-2024: Student Gender Distribution

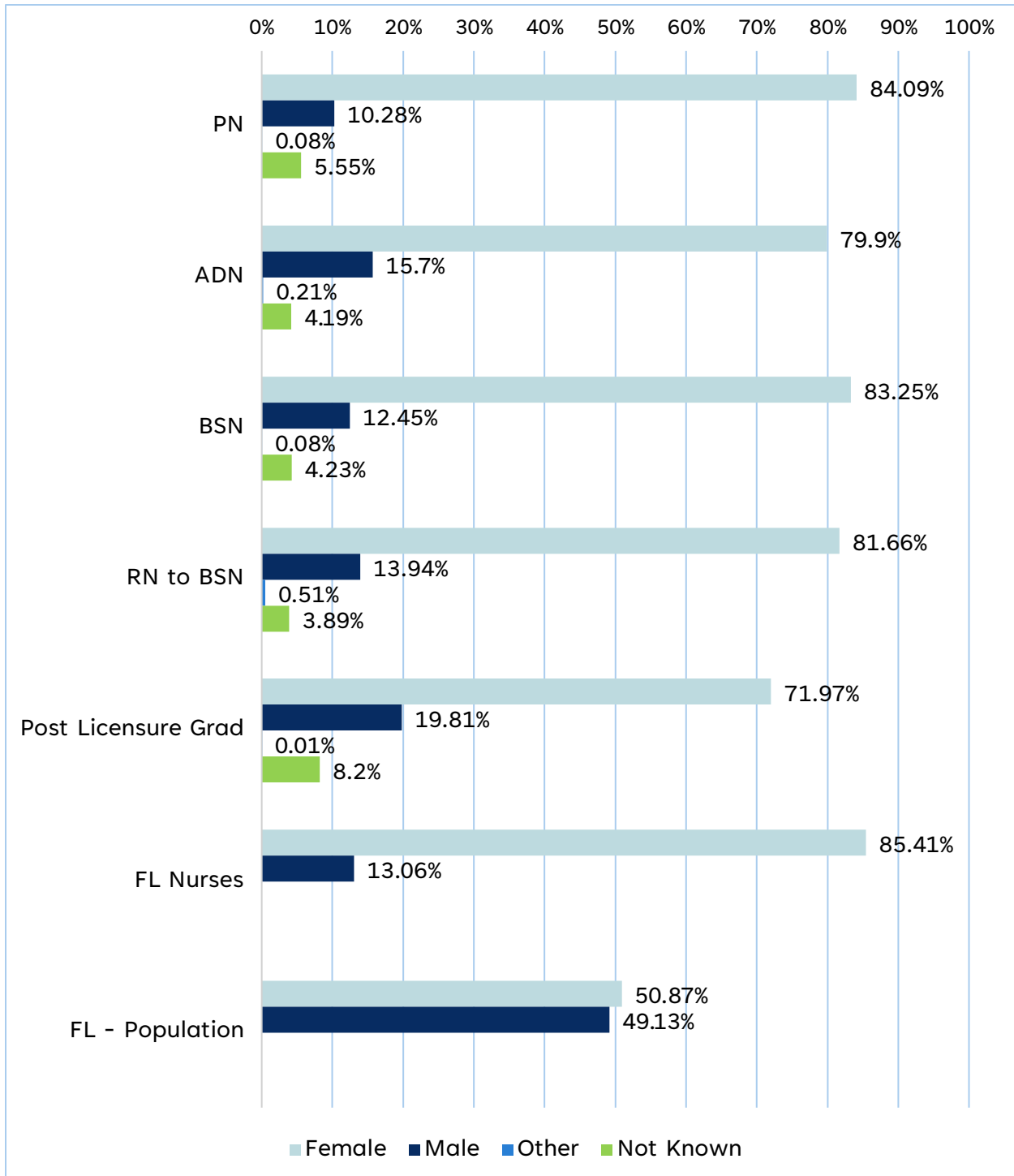


Table 1.29

FCN Nursing Education Program Survey AY 2023-2024: Gender by Distribution of Nursing Faculty, Students, and Graduates by Profit Type on September 30, 2023

	Gender	Public	Private, Nonprofit	Private, For-profit	FL - Statewide
FT Faculty					
PN	Female	88.83%	78.79%	83.13%	85.18%
	Male	10.66%	12.12%	14.06%	12.53%
	Other	0%	0%	0%	0%
	Not Known	0.51%	9.09%	2.81%	2.3%
ADN	Female	90.89%	85.71%	81.13%	85.76%
	Male	7.97%	14.29%	17.84%	13.29%
	Other	0%	0%	0.17%	0.08%
	Not Known	1.14%	0%	0.86%	0.88%
BSN	Female	77.73%	87.85%	85.61%	83.48%
	Male	12.16%	12.15%	12.59%	12.25%
	Other	0%	0%	0%	0%
	Not Known	10.1%	0%	1.8%	4.27%
PT Faculty					
PN	Female	89.86%	70%	79.9%	80.81%
	Male	8.78%	10%	14.39%	12.48%
	Other	0%	0%	0%	0%
	Not Known	1.35%	20%	5.71%	6.71%
ADN	Female	89.65%	85%	77.94%	83.92%
	Male	8.11%	14%	19.7%	13.91%
	Other	0%	0%	0%	0%
	Not Known	2.24%	1%	2.36%	2.17%
BSN	Female	86.93%	86.35%	68.21%	80.71%
	Male	12.86%	13.51%	15.63%	14.01%
	Other	0%	0%	0%	0%
	Not Known	0.21%	0.14%	16.16%	5.28%

	Gender	Public	Private, Nonprofit	Private, For-profit	FL - Statewide
Students					
PN	Female	80.64%	85.82%	87.16%	84.09%
	Male	11.92%	6.91%	9.11%	10.28%
	Other	0.09%	0%	0.08%	0.08%
	Not Known	7.35%	7.27%	3.65%	5.55%
ADN	Female	75.52%	86.67%	82.36%	79.9%
	Male	18.21%	13.02%	14.09%	15.7%
	Other	0.38%	0.1%	0.09%	0.21%
	Not Known	5.89%	0.21%	3.47%	4.19%
BSN	Female	86.83%	80.85%	82.72%	83.25%
	Male	12.72%	11.87%	12.83%	12.45%
	Other	0.11%	0.05%	0.07%	0.08%
	Not Known	0.34%	7.23%	4.38%	4.23%
RN to BSN	Female	82.47%	80.23%	68.45%	81.66%
	Male	14.6%	11.08%	19.05%	13.94%
	Other	0.67%	0%	0%	0.51%
	Not Known	2.25%	8.69%	12.5%	3.89%
Post-Licensure Grad	Female	78.03%	66.35%	68.54%	71.7%
	Male	21.25%	14.97%	31.46%	19.96%
	Other	0.03%	0%	0%	0.01%
	Not Known	0.69%	18.68%	0%	8.32%
Graduates					
PN	Female	80.99%	80.17%	88.47%	83.54%
	Male	10.71%	4.31%	7.36%	9.28%
	Other	0.12%	0%	0.43%	0.22%
	Not Known	8.18%	15.52%	3.74%	6.96%
ADN	Female	82.79%	84.07%	81.53%	82.4%
	Male	15.96%	15.83%	15.2%	15.64%
	Other	0.77%	0%	0.03%	0.39%
	Not Known	0.48%	0.1%	3.24%	1.57%

	Gender	Public	Private, Nonprofit	Private, For-profit	FL - Statewide
Graduates					
BSN	Female	81.49%	76.88%	85.55%	80.75%
	Male	16.44%	13.38%	13.38%	14.51%
	Other	0.05%	0.05%	0%	0.04%
	Not Known	2.01%	9.69%	1.06%	4.7%
RN to BSN	Female	78.02%	76.9%	53.93%	77.15%
	Male	14.75%	11.62%	16.85%	14.12%
	Other	0.7%	0%	0%	0.53%
	Not Known	6.52%	11.48%	29.21%	8.21%
Post-Licensure Grad	Female	64.43%	51.13%	69.57%	58.55%
	Male	35.26%	20.34%	30.43%	26.77%
	Other	0.1%	0%	0%	0.03%
	Not Known	0.21%	28.54%	0%	14.65%
* Indicates an estimate as of September 30th, 2023					

Table 1.30 provides insights into the race and ethnicity representation of faculty and students of Florida’s nursing programs. There was a higher representation of Black/African American faculty in PN programs. Caucasian faculty constituted the largest group across all program types. Student representation highlighted Florida’s diversity with the highest level of representation from Black/African American, Hispanic/Latino, and Caucasian students.

Table 1.30

FCN Nursing Education Program Survey AY 2023-2024: Race and Ethnicity FT Faculty, PT Faculty, Students, and Graduates Overview on September 30, 2023

Race/Ethnicity	PN	ADN	BSN	RN to BSN	Post-Licensure Grad
FT Faculty					
American Indian/Alaska Native	0.21%	0.24%	0.24%	-	-
Asian	2.3%	3.02%	4.82%	-	-
Black/African American, Non-Hispanic	29.44%	19.81%	15.57%	-	-
Hispanic/Latino	8.56%	16.55%	11.38%	-	-
Middle Eastern/North African	0.84%	0.32%	0.16%	-	-
Native Hawaiian, Other Pacific Islander	0.21%	0.08%	0.16%	-	-
White/Caucasian, Non-Hispanic	51.77%	43.99%	52.17%	-	-
Other	0.21%	0.56%	1.11%	-	-
Two or More Races	1.25%	1.35%	1.34%	-	-
Missing/Unknown	5.22%	14.08%	13.04%	-	-
PT Faculty					
American Indian/Alaska Native	0.47%	0.34%	0.17%	-	-
Asian	2.96%	4.64%	4.82%	-	-
Black/African American, Non-Hispanic	28.71%	23.56%	20.99%	-	-
Hispanic/Latino	8.27%	21.1%	15.37%	-	-
Middle Eastern/North African	0.62%	0.24%	0.17%	-	-
Native Hawaiian, Other Pacific Islander	2.03%	0.19%	0.23%	-	-
White/Caucasian, Non-Hispanic	42.28%	36.6%	42.14%	-	-
Other	1.09%	2.61%	1.19%	-	-
Two or More Races	2.5%	1.21%	1.82%	-	-
Missing/Unknown	11.08%	9.51%	13.1%	-	-

Race/Ethnicity	PN	ADN	BSN	RN to BSN	Post-Licensure Grad
Student					
American Indian/Alaska Native	0.22%	0.32%	0.13%	0.34%	0.17%
Asian	2.18%	5.57%	4.72%	4.47%	3.84%
Black/African American, Non-Hispanic	51.29%	26.84%	20.2%	19.28%	13.79%
Hispanic/Latino	9.68%	26.8%	30.6%	21.74%	28.88%
Middle Eastern/North African	0.36%	0.84%	0.08%	0.11%	0.08%
Native Hawaiian, Other Pacific Islander	0.34%	0.54%	0.2%	0.23%	0.11%
White/Caucasian, Non-Hispanic	20.14%	28.42%	31.63%	44.32%	30.58%
Other	0.58%	0.45%	0.67%	0.94%	0.66%
Two or More Races	3.13%	2.85%	4.55%	3.4%	3.39%
Missing/Unknown	12.09%	7.39%	7.16%	5.17%	18.49%
Graduates					
American Indian/Alaska Native	0.11%	0.39%	0.11%	0.18%	0.22%
Asian	1.69%	6.18%	5.21%	2.79%	3.23%
Black/African American, Non-Hispanic	51.27%	24.25%	17.36%	15.21%	12.47%
Hispanic/Latino	10.17%	24.36%	28.91%	19.53%	33.58%
Middle Eastern/North African	0.77%	0.31%	0.29%	0%	0.38%
Native Hawaiian, Other Pacific Islander	0.18%	0.58%	0.19%	0.09%	0.26%
White/Caucasian, Non-Hispanic	22.98%	35.14%	35.87%	35.74%	28.97%
Other	1.07%	0.58%	0.59%	0.29%	0.61%
Two or More Races	2.03%	3.13%	4.32%	2.38%	3.04%
Missing/Unknown	9.72%	5.09%	7.15%	23.79%	17.24%
* Indicates an estimate as of September 30th, 2023					

Table 1.31

FCN Nursing Education Program Survey AY 2023-2024: Race and Ethnicity FT Faculty, PT Faculty, Students, and Graduates by Profit Type

Racial Distribution* of Nursing Faculty and Students by Profit Type					
Breakdown	Race	Public	Private, Nonprofit	Private, For-Profit	FL - Statewide
FT Faculty					
PN	American Indian/Alaska Native	0.51%	0%	0%	0.21%
	Asian	1.02%	3.03%	3.21%	2.3%
	Black/African American, Non-Hispanic	22.84%	39.39%	33.33%	29.44%
	Hispanic/Latino	6.09%	6.06%	10.84%	8.56%
	Middle Eastern/North African	0.51%	0%	1.2%	0.84%
	Native Hawaiian, Other Pacific Islander	0%	0%	0.4%	0.21%
	White/Caucasian, Non-Hispanic	63.45%	48.48%	42.97%	51.77%
	Other	0%	0%	0.4%	0.21%
	Two or More Races	2.03%	3.03%	0.4%	1.25%
	Missing/Unknown	3.55%	0%	7.23%	5.22%
ADN	American Indian/Alaska Native	0.38%	0.68%	0%	0.24%
	Asian	2.28%	1.36%	4.12%	3.02%
	Black/African American, Non-Hispanic	16.89%	21.09%	22.13%	19.81%
	Hispanic/Latino	10.06%	19.05%	21.78%	16.55%
	Middle Eastern/North African	0.38%	0%	0.34%	0.32%
	Native Hawaiian, Other Pacific Islander	0%	0.68%	0%	0.08%
	White/Caucasian, Non-Hispanic	52.18%	53.74%	34.13%	43.99%
	Other	0.19%	1.36%	0.69%	0.56%
	Two or More Races	0.76%	0.68%	2.06%	1.35%
	Missing/Unknown	16.89%	1.36%	14.75%	14.08%

Racial Distribution* of Nursing Faculty and Students by Profit Type					
Breakdown	Race	Public	Private, Nonprofit	Private, For-Profit	FL - Statewide
BSN	American Indian/Alaska Native	0.62%	0%	0%	0.24%
	Asian	5.15%	4.78%	4.32%	4.82%
	Black/African American, Non-Hispanic	13.4%	17.33%	16.19%	15.57%
	Hispanic/Latino	9.28%	11.75%	14.39%	11.38%
	Middle Eastern/North African	0.21%	0.2%	0%	0.16%
	Native Hawaiian, Other Pacific Islander	0%	0%	0.72%	0.16%
	White/Caucasian, Non-Hispanic	55.46%	55.98%	39.57%	52.17%
	Other	1.44%	1%	0.72%	1.11%
	Two or More Races	1.65%	0.6%	2.16%	1.34%
	Missing/Unknown	12.78%	8.37%	21.94%	13.04%
PT Faculty					
PN	American Indian/Alaska Native	0%	1.11%	0.5%	0.47%
	Asian	1.35%	6.67%	2.73%	2.96%
	Black/African American, Non-Hispanic	12.84%	24.44%	35.48%	28.71%
	Hispanic/Latino	4.05%	12.22%	8.93%	8.27%
	Middle Eastern/North African	0%	0%	0.99%	0.62%
	Native Hawaiian, Other Pacific Islander	0%	1.11%	2.98%	2.03%
	White/Caucasian, Non-Hispanic	72.3%	38.89%	32.01%	42.28%
	Other	0%	5.56%	0.5%	1.09%
	Two or More Races	0%	3.33%	3.23%	2.5%
	Missing/Unknown	9.46%	6.67%	12.66%	11.08%
ADN	American Indian/Alaska Native	0.53%	0.5%	0.11%	0.34%
	Asian	5.66%	2.5%	4.07%	4.64%
	Black/African American, Non-Hispanic	22.84%	24.5%	24.09%	23.56%
	Hispanic/Latino	14.09%	28%	26.66%	21.1%
	Middle Eastern/North African	0.11%	0%	0.43%	0.24%
	Native Hawaiian, Other Pacific Islander	0%	0.5%	0.32%	0.19%

Racial Distribution* of Nursing Faculty and Students by Profit Type					
Breakdown	Race	Public	Private, Nonprofit	Private, For-Profit	FL - Statewide
ADN	White/Caucasian, Non-Hispanic	43.86%	37.5%	29.12%	36.6%
	Other	4.91%	2.5%	0.32%	2.61%
	Two or More Races	0%	1.5%	2.36%	1.21%
	Missing/Unknown	8%	2.5%	12.53%	9.51%
BSN	American Indian/Alaska Native	0.21%	0.14%	0.18%	0.17%
	Asian	4.98%	3.62%	6.22%	4.82%
	Black/African American, Non-Hispanic	20.33%	24.37%	17.23%	20.99%
	Hispanic/Latino	10.37%	14.21%	21.14%	15.37%
	Middle Eastern/North African	0.21%	0.14%	0.18%	0.17%
	Native Hawaiian, Other Pacific Islander	0.41%	0.28%	0%	0.23%
	White/Caucasian, Non-Hispanic	54.77%	39.42%	34.81%	42.14%
	Other	2.07%	1.25%	0.36%	1.19%
	Two or More Races	2.07%	0.7%	3.02%	1.82%
	Missing/Unknown	4.56%	15.88%	16.87%	13.1%
Students					
PN	American Indian/Alaska Native	0.17%	0%	0.29%	0.22%
	Asian	1.74%	2.55%	2.54%	2.18%
	Black/African American, Non-Hispanic	43.52%	65.45%	57.01%	51.29%
	Hispanic/Latino	12.18%	12%	7.05%	9.68%
	Middle Eastern/North African	0.39%	0%	0.37%	0.36%
	Native Hawaiian, Other Pacific Islander	0.57%	0%	0.16%	0.34%
	White/Caucasian, Non-Hispanic	28.85%	9.09%	13.17%	20.14%
	Other	0.26%	0%	0.94%	0.58%
	Two or More Races	3.79%	1.82%	2.67%	3.13%
	Missing/Unknown	8.53%	9.09%	15.79%	12.09%
ADN	American Indian/Alaska Native	0.2%	0.62%	0.36%	0.32%
	Asian	5.04%	2.37%	6.54%	5.57%
	Black/African American, Non-Hispanic	17.72%	32.32%	33.4%	26.84%
	Hispanic/Latino	30.61%	25.22%	23.93%	26.8%

Racial Distribution* of Nursing Faculty and Students by Profit Type					
Breakdown	Race	Public	Private, Nonprofit	Private, For-Profit	FL - Statewide
ADN	Middle Eastern/North African	1.27%	0.05%	0.62%	0.84%
	Native Hawaiian, Other Pacific Islander	0.12%	0.41%	0.9%	0.54%
	White/Caucasian, Non-Hispanic	38.38%	29.64%	20.04%	28.42%
	Other	0.78%	0.77%	0.13%	0.45%
	Two or More Races	3.08%	1.54%	2.87%	2.85%
	Missing/Unknown	2.81%	7.05%	11.2%	7.39%
BSN	American Indian/Alaska Native	0.11%	0.16%	0.1%	0.13%
	Asian	7.23%	3.65%	3.71%	4.72%
	Black/African American, Non-Hispanic	15.65%	17.41%	26.96%	20.2%
	Hispanic/Latino	21.85%	27.92%	41.02%	30.68%
	Middle Eastern/North African	0.17%	0.02%	0.05%	0.08%
	Native Hawaiian, Other Pacific Islander	0.17%	0.18%	0.24%	0.2%
	White/Caucasian, Non-Hispanic	42.79%	34.32%	19.38%	31.63%
	Other	0.77%	1.15%	0.07%	0.67%
	Two or More Races	6.77%	4.76%	2.46%	4.55%
	Missing/Unknown	4.5%	10.42%	6.02%	7.16%
	RN to BSN	American Indian/Alaska Native	0.36%	0.31%	0%
Asian		5.06%	2.2%	6.55%	4.47%
Black/African American, Non-Hispanic		18.83%	21.6%	11.9%	19.28%
Hispanic/Latino		20.77%	21.16%	58.93%	21.74%
Middle Eastern/North African		0.13%	0%	0.6%	0.11%
Native Hawaiian, Other Pacific Islander		0.22%	0.25%	0.6%	0.23%
White/Caucasian, Non-Hispanic		47.66%	37.15%	2.38%	44.32%
Other		1.23%	0%	0%	0.94%
Two or More Races		3.5%	2.71%	6.55%	3.4%
Missing/Unknown		2.23%	14.61%	12.5%	5.17%

Racial Distribution* of Nursing Faculty and Students by Profit Type					
Breakdown	Race	Public	Private, Nonprofit	Private, For-Profit	FL - Statewide
Post-Licensure Grad	American Indian/Alaska Native	0.25%	0.13%	0.1%	0.17%
	Asian	6.36%	2.83%	0.99%	3.84%
	Black/African American, Non-Hispanic	15.28%	16.88%	6.51%	13.79%
	Hispanic/Latino	15.97%	27%	90.04%	28.88%
	Middle Eastern/North African	0.19%	0%	0%	0.08%
	Native Hawaiian, Other Pacific Islander	0.13%	0.16%	0%	0.11%
	White/Caucasian, Non-Hispanic	53.21%	22%	1.48%	30.58%
	Other	0.69%	0.95%	0%	0.66%
	Two or More Races	4.29%	3.94%	0.59%	3.39%
	Missing/Unknown	3.63%	26.1%	0.3%	18.49%
Graduates					
PN	American Indian/Alaska Native	0.06%	0%	0.21%	0.11%
	Asian	1.68%	1.72%	1.71%	1.69%
	Black/African American, Non-Hispanic	45.31%	67.24%	59.87%	51.27%
	Hispanic/Latino	11.07%	9.48%	8.64%	10.17%
	Middle Eastern/North African	0.42%	0%	1.49%	0.77%
	Native Hawaiian, Other Pacific Islander	0.24%	0%	0.11%	0.18%
	White/Caucasian, Non-Hispanic	28.94%	5.17%	14.62%	22.98%
	Other	1.26%	5.17%	0.21%	1.07%
	Two or More Races	1.99%	0%	2.35%	2.03%
	Missing/Unknown	9.03%	11.21%	10.78%	9.72%
ADN	American Indian/Alaska Native	0.25%	0.63%	0.5%	0.39%
	Asian	4.31%	3.14%	9.17%	6.18%
	Black/African American, Non-Hispanic	16.65%	31.76%	31.62%	24.25%
	Hispanic/Latino	25.33%	23.17%	23.47%	24.36%
	Middle Eastern/North African	0.06%	0.21%	0.63%	0.31%
	Native Hawaiian, Other Pacific Islander	0.1%	0.42%	1.18%	0.58%

Racial Distribution* of Nursing Faculty and Students by Profit Type					
Breakdown	Race	Public	Private, Nonprofit	Private, For-Profit	FL - Statewide
ADN	White/Caucasian, Non-Hispanic	46.33%	33.65%	21.99%	35.14%
	Other	0.81%	0.42%	0.33%	0.58%
	Two or More Races	3.66%	1.89%	2.79%	3.13%
	Missing/Unknown	2.5%	4.72%	8.32%	5.09%
BSN	American Indian/Alaska Native	0%	0.1%	0.3%	0.11%
	Asian	6.29%	4.29%	5.02%	5.21%
	Black/African American, Non-Hispanic	15.67%	14.88%	23.65%	17.36%
	Hispanic/Latino	23.45%	29.11%	36.65%	28.91%
	Middle Eastern/North African	0.46%	0.3%	0%	0.29%
	Native Hawaiian, Other Pacific Islander	0.15%	0.2%	0.23%	0.19%
	White/Caucasian, Non-Hispanic	45.31%	32.7%	26.77%	35.87%
	Other	0.62%	0.9%	0.08%	0.59%
	Two or More Races	5.72%	3.94%	2.81%	4.32%
	Missing/Unknown	2.32%	13.58%	4.49%	7.15%
RN to BSN	American Indian/Alaska Native	0.16%	0.27%	0%	0.18%
	Asian	3.16%	1.6%	2.25%	2.79%
	Black/African American, Non-Hispanic	14.21%	19.63%	6.74%	15.21%
	Hispanic/Latino	17.37%	22.03%	60.67%	19.53%
	Middle Eastern/North African	0%	0%	0%	0%
	Native Hawaiian, Other Pacific Islander	0.04%	0.13%	1.12%	0.09%
	White/Caucasian, Non-Hispanic	36.89%	35.65%	3.37%	35.74%
	Other	0.39%	0%	0%	0.29%
	Two or More Races	2.38%	2.14%	4.49%	2.38%
	Missing/Unknown	25.41%	18.56%	21.35%	23.79%
Post-Licensure Grad	American Indian/Alaska Native	0.21%	0.25%	0.18%	0.22%
	Asian	5.27%	2.88%	0.71%	3.23%
	Black/African American, Non-Hispanic	17.06%	12.52%	4.45%	12.47%
	Hispanic/Latino	14.37%	24.34%	92.88%	33.58%

Racial Distribution* of Nursing Faculty and Students by Profit Type					
Breakdown	Race	Public	Private, Nonprofit	Private, For-Profit	FL - Statewide
Post-Licensure Grad	Middle Eastern/North African	0.31%	0.56%	0%	0.38%
	Native Hawaiian, Other Pacific Islander	0.31%	0.31%	0%	0.26%
	White/Caucasian, Non-Hispanic	54.71%	23.4%	0.53%	28.97%
	Other	1.03%	0.56%	0%	0.61%
	Two or More Races	4.24%	3.07%	0.89%	3.04%
	Missing/Unknown	2.48%	32.1%	0.36%	17.24%
* Indicates an estimate as of September 30th, 2023					

Faculty demographic data were compared to the demographic data for Florida’s nursing workforce and Florida’s population. The following graphs compare the racial distribution of FT faculty at PN, ADN, and BSN programs to the distribution of Florida’s nursing workforce and Florida’s population.

Figure 1.11

FCN Nursing Education Program Survey AY 2023-2024: PN Programs FT Faculty Racial Distribution

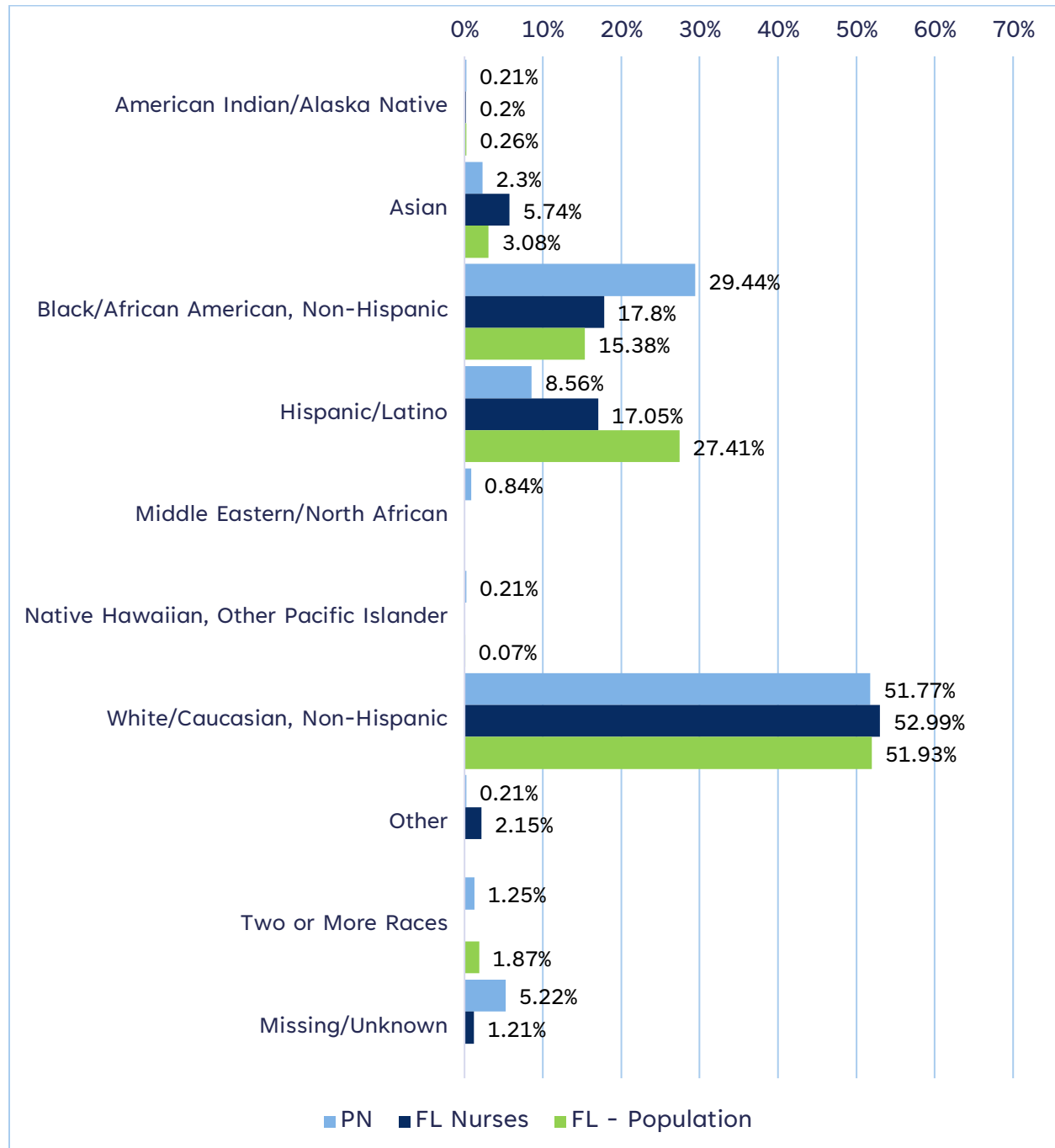


Figure 1.12

FCN Nursing Education Program Survey AY 2023-2024: ADN Programs FT Faculty Racial Distribution

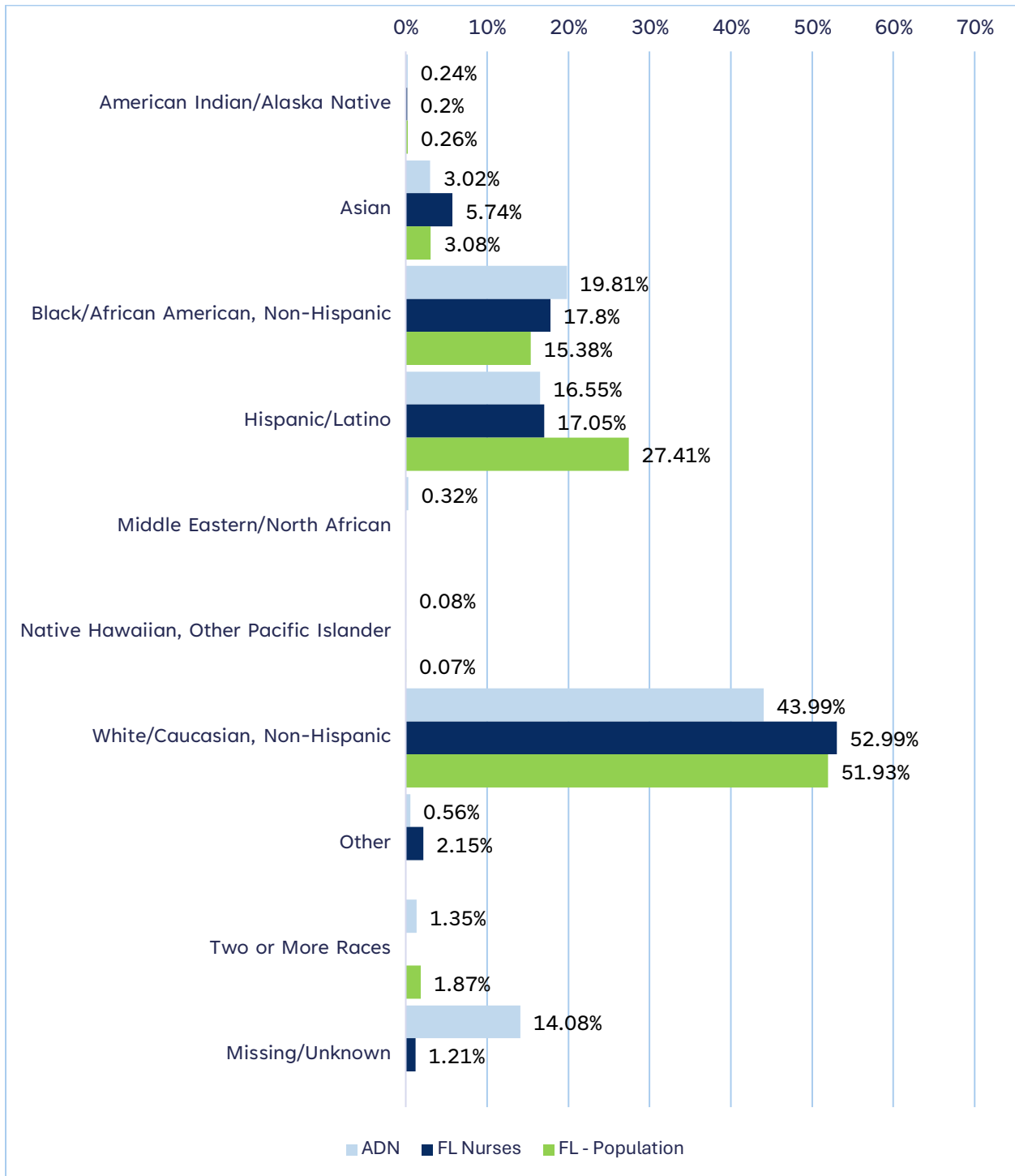


Figure 1.13

FCN Nursing Education Program Survey AY 2023-2024: BSN Programs FT Faculty Racial Distribution

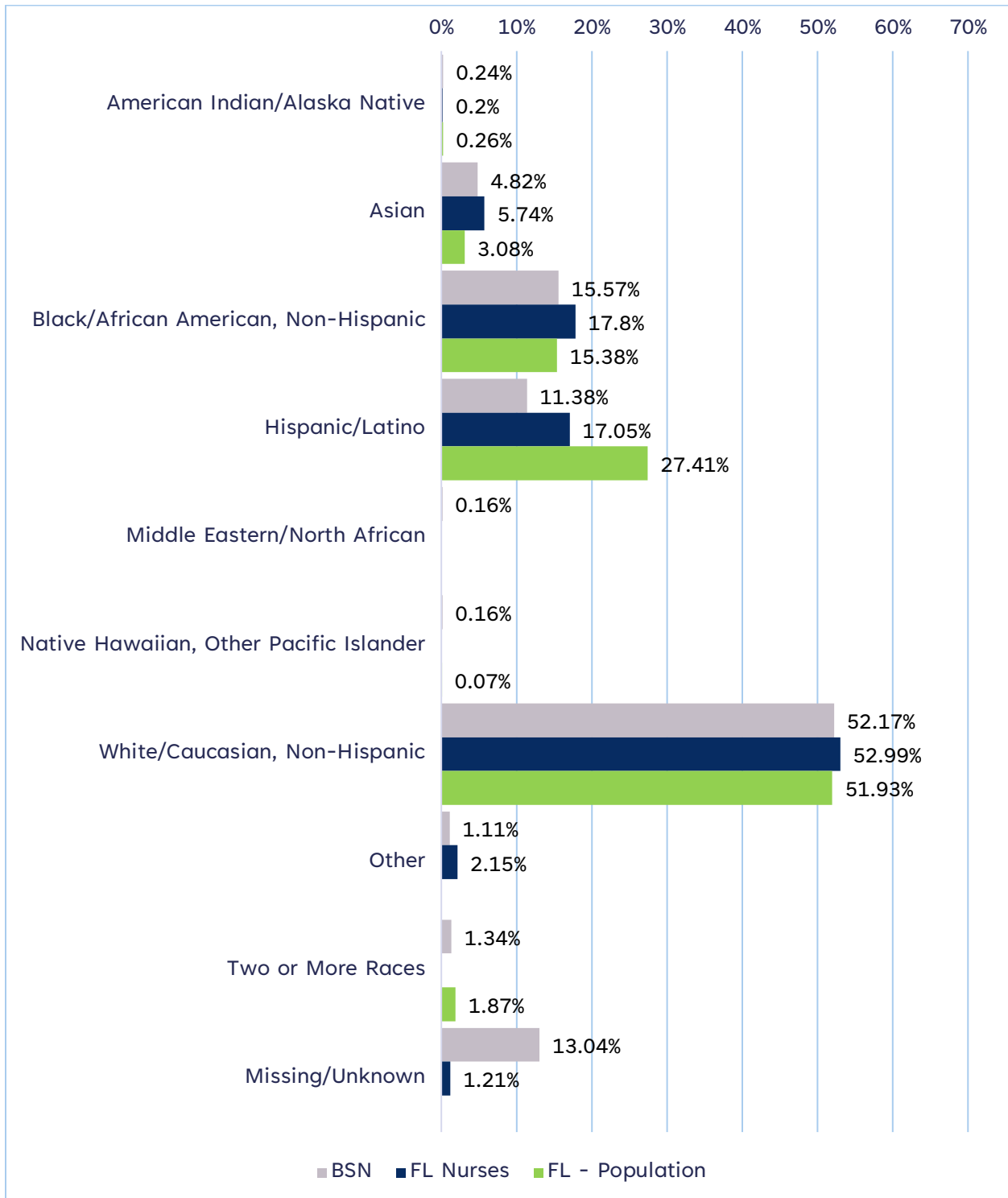


Figure 1.14

FCN Nursing Education Program Survey AY 2023-2024: PN Programs Student Racial Distribution

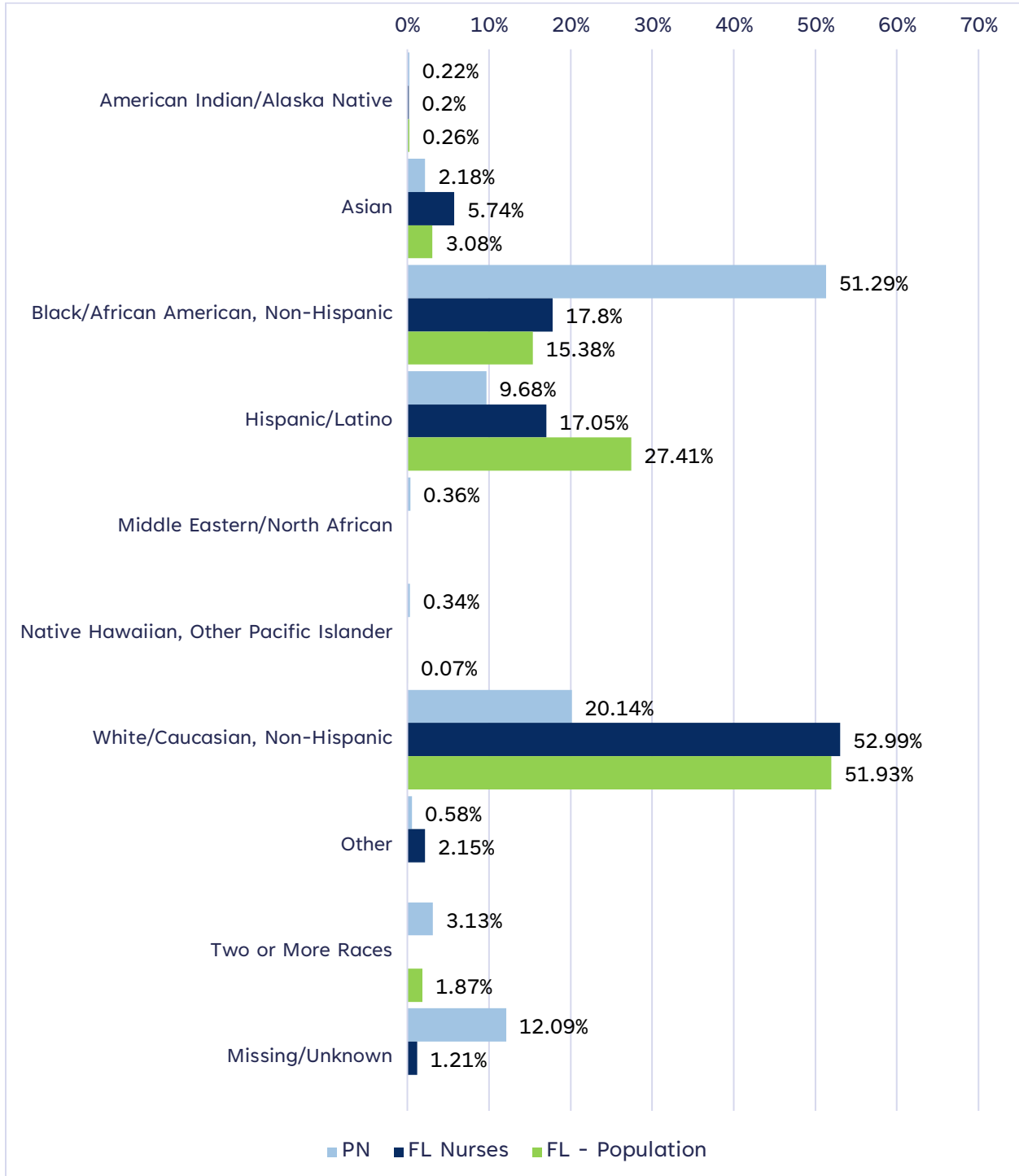


Figure 1.15

FCN Nursing Education Program Survey AY 2023-2024: ADN Programs Student Racial Distribution

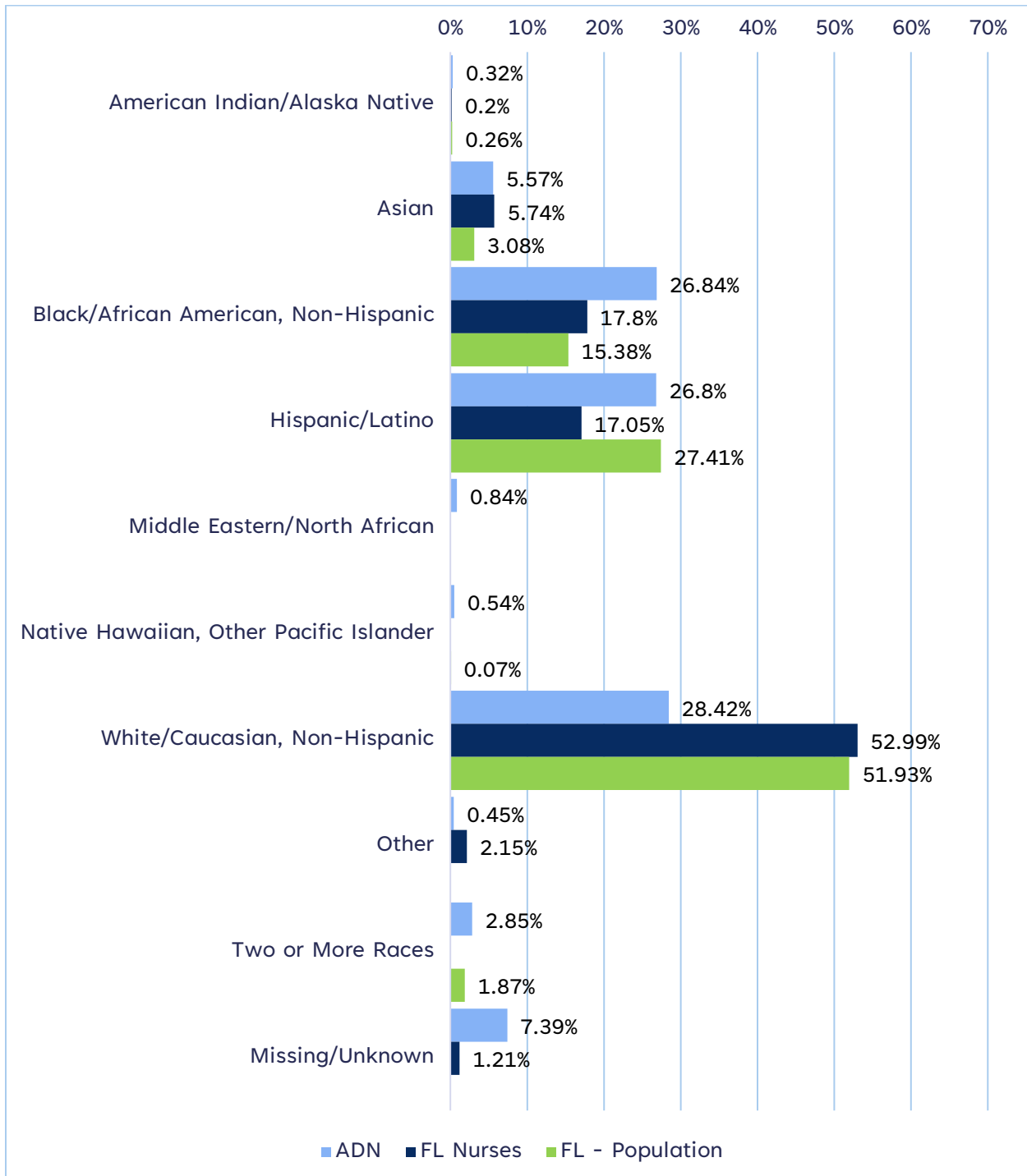


Figure 1.16

FCN Nursing Education Program Survey AY 2023-2024: BSN Programs Student Racial Distribution

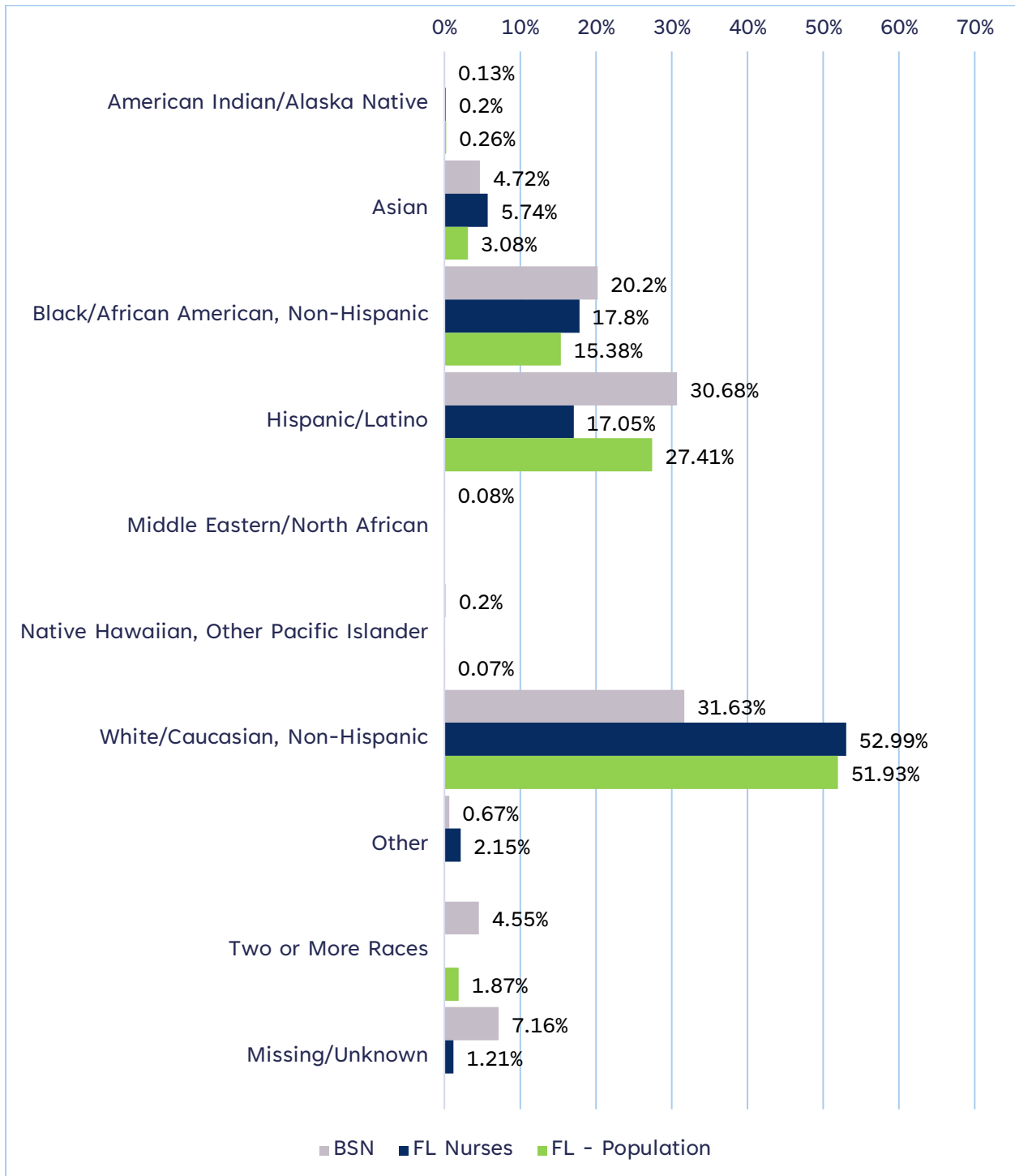


Figure 1.17

FCN Nursing Education Program Survey AY 2023-2024: RN to BSN Programs Student Racial Distribution

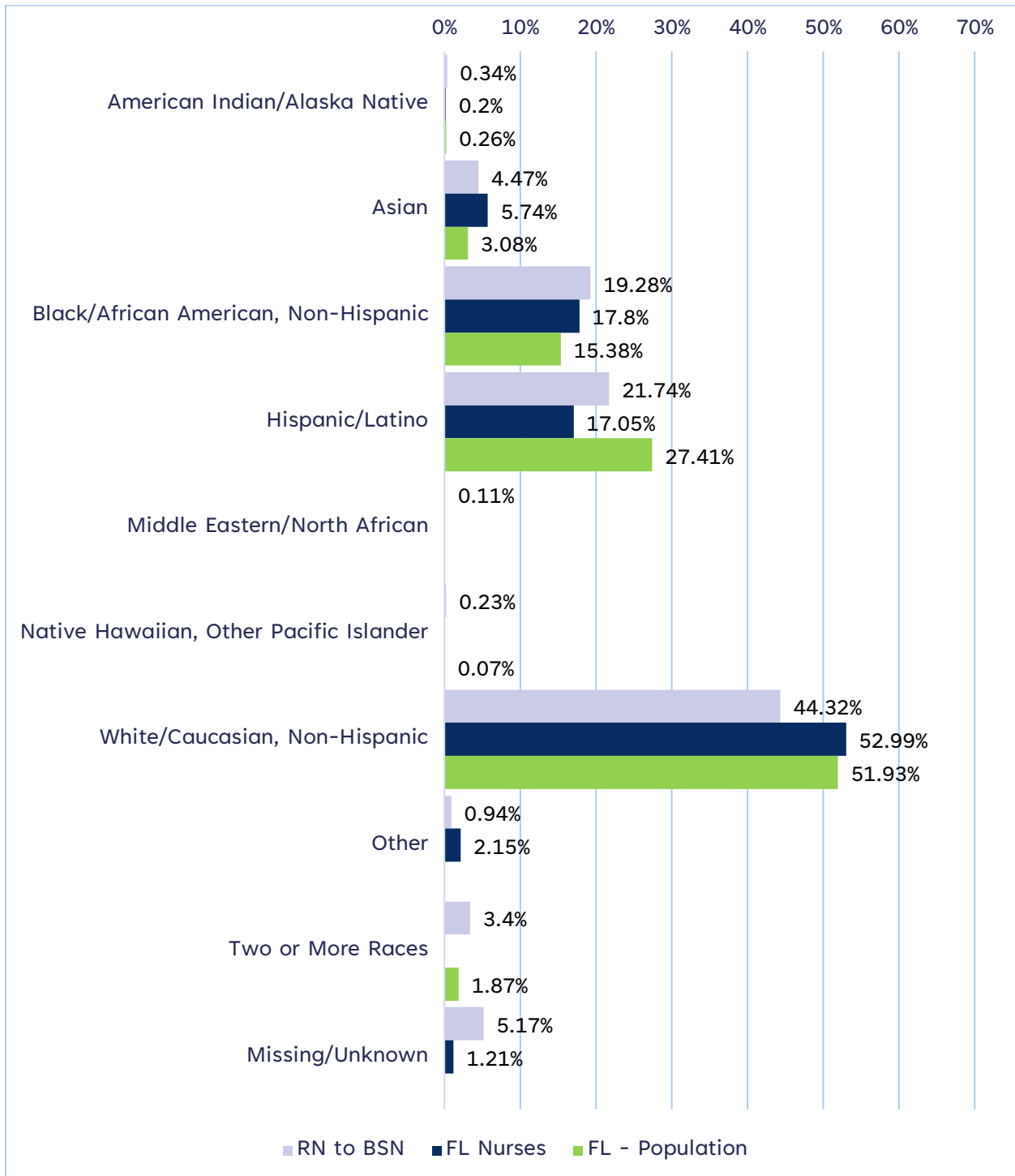
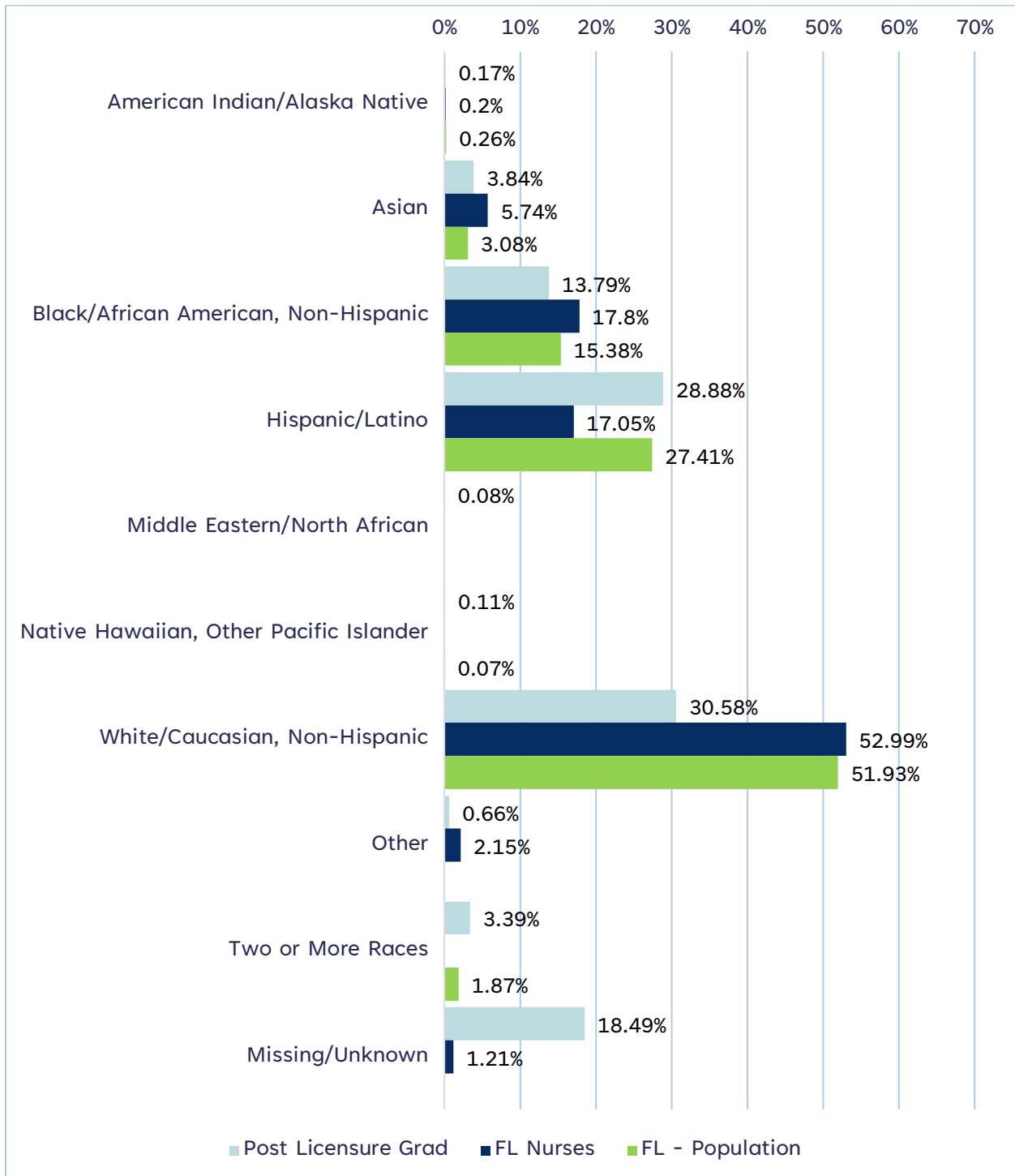


Figure 1.18

FCN Nursing Education Program Survey AY 2023-2024: Graduate Programs Student Racial Distribution



Limitations

FCN staff is grateful to all who completed the 2023-2024 Nursing Education Survey. Self-reported survey data is valuable, but this method comes with limitations:

- There is no way to validate self-reported data from programs.
- Respondents may misunderstand questions, resulting in inaccurate responses.
- Response bias can occur, resulting in inaccurate information.
- Although the majority of programs responded, there was not 100% participation.

The work of the FCN is guided by our core values of accountability, integrity, respect, and courage. While FCN staff aim to disseminate the most accurate information with the utmost transparency, there are additional limitations that could influence the findings in this report. Obstacles in data acquisition, data transfer, and manual analyzation of data can create a certain level of uncertainty and possible misclassification. FCN staff strive to optimize these processes and will continue to do so in the future.

Recommendations/Next Steps

Florida Center for Nursing staff will continue to analyze nursing education program data and report findings. Staff at the FCN and nursing workforce centers around the country use workforce research to help drive policy and maintain public safety. FCN staff will continue to utilize findings from the Florida Nursing Education Program Report to facilitate development of Florida's strategic statewide plan for the nursing workforce.

Appendix 1.A

Florida's prelicensure nursing education programs that submitted responses to the FCN Nursing Education Program Survey for Academic Year (AY) 2023-2024.

Compliant School/Program	City	Program Level	NCLEX Code	2023 NCLEX Test-Takers
A1 ALLIED HEALTH TRAINING	West Palm Beach	PN	70-1236	N
ABUNDANT LIFE NURSING SCHOOL	Mount Dora	PN	70-1165	N
ACADEMY FOR NURSING AND HEALTH OCCUPATIONS	West Palm Beach	PN	70-201	Y
ACADEMY FOR NURSING AND HEALTH OCCUPATIONS	West Palm Beach	ADN	70-463	Y
ACESO INSTITUTE OF HEALTH PROFESSIONS	Longwood	PN	70-1218	N
ACTIVA TRAINING CENTER	Miami	ADN	70-4156	Y
ACTIVE HEALTH INSTITUTE	Miami	ADN	70-4104	Y
ADVANCE SCIENCE INTERNATIONAL COLLEGE	Miami Lakes	BSN	70-5165	N
ADVENTHEALTH UNIVERSITY	Orlando	BSN	70-522	Y
ADVENTHEALTH UNIVERSITY (AHU)	Orlando	ADN	70-4254	N
AGAPE ACADEMY OF SCIENCES	Delray Beach	PN	70-1125	Y
AGAPE ACADEMY OF SCIENCES	Delray Beach	BSN	70-5137	Y
AGAPE UNIVERSITY	Pompano Beach	ADN	70-4137	Y
AGAPE UNIVERSITY	Pompano Beach	BSN	70-5128	N
AMERICAN HEALTHCARE INSTITUTE - ADN	West Palm Beach	ADN	70-4198	N
AMERICAN HEALTHCARE INSTITUTE - PN	West Palm Beach	PN	70-1184	N
AMERICAN MEDICAL ACADEMY	Miami	ADN	70-4266	N
AMERICAN MEDICAL ACADEMY	Miami	BSN	70-5163	N
ANA G. MENDEZ UNIVERSITY, METRO ORLANDO CAMPUS	Orlando	ADN	70-4228	N
ANA G. MENDEZ UNIVERSITY, METRO ORLANDO CAMPUS	Orlando	BSN	70-5186	N
ANA G. MENDEZ UNIVERSITY, SOUTH FLORIDA CAMPUS	Miami Lakes	ADN	70-4227	N
ANA G. MENDEZ UNIVERSITY, SOUTH FLORIDA CAMPUS	Miami Lakes	BSN	70-5187	Y
ANA G. MENDEZ UNIVERSITY, TAMPA BAY CAMPUS	Tampa	ADN	70-4229	N
ANA G. MENDEZ UNIVERSITY, TAMPA BAY CAMPUS	Tampa	BSN	70-5188	Y
ANTIGUA COLLEGE INTERNATIONAL, INC	Miami Lakes	PN	70-275	Y
ANTIGUA COLLEGE INTERNATIONAL, INC	Miami Lakes	BSN	70-523	Y
ANTIGUA COLLEGE INTERNATIONAL, INC	Miami Lakes	ADN	70-769	Y
ARIZONA COLLEGE OF NURSING	Orlando	BSN	70-5168	N
ARIZONA COLLEGE OF NURSING	Melbourne	BSN	70-5195	N

ARIZONA COLLEGE OF NURSING	Fort Lauderdale	BSN	70-5142	Y
ARIZONA COLLEGE OF NURSING	Tampa	BSN	70-5133	Y
ARIZONA COLLEGE OF NURSING	University Park	BSN	70-5164	N
ASPEN UNIVERSITY	Tampa	BSN	70-5154	Y
ATA CAREER EDUCATION	Spring Hill	PN	70-1115	Y
ATA COLLEGE	Fort Myers	ADN	70-714	Y
ATLANTIC TECHNICAL COLLEGE	Coconut Creek	PN	70-186	Y
ATLANTIC TECHNICAL COLLEGE & TECHNICAL HIGH SCHOOL	Coconut Creek	PN	70-1173	Y
AURORA SCHOOL OF NURSING	Miramar	PN	70-1211	N
AURORA SCHOOL OF NURSING	Miramar	ADN	70-4225	N
AURORA SCHOOL OF NURSING	Miramar	BSN	70-5190	N
AVE MARIA UNIVERSITY	Ave Maria	BSN	70-5102	Y
BARRY UNIVERSITY COLLEGE OF NURSING AND HEALTH SCIENCES	Miami Shores	BSN	70-592	Y
BEACON HILL CAREER TRAINING	Ft Lauderdale	PN	70-1138	N
BETHESDA COLLEGE OF HEALTH SCIENCES	Boynton Beach	ADN	70-716	Y
BETHUNE-COOKMAN UNIVERSITY	Daytona Beach	PN	70-1228	N
BETHUNE-COOKMAN UNIVERSITY - BSN	Daytona Beach	BSN	70-569	Y
BIG BEND TECHNICAL COLLEGE	Perry	PN	70-1104	Y
BREVARD NURSING ACADEMY	Palm Bay	PN	70-1143	Y
BRIDGEWAY SCHOOL OF NURSING	Orlando	PN	70-1141	N
BRIDGEWAY SCHOOL OF NURSING	Orlando	ADN	70-4161	Y
BRILLIANT ACADEMY HEALTH CENTER	Orlando	PN	70-257	Y
BRILLIANT ACADEMY HEALTH CENTER LLC	Orlando	ADN	70-4139	Y
BROWARD COUNTY - ATLANTIC TECHNICAL COLLEGE - AFTERNOON PROGRAM	Coconut Creek	PN	70-1112	N
BROWARD COUNTY BLANCHE ELY HIGH SCHOOL - LPN	Coconut Creek	PN	70-210	Y
BROWARD-MIAMI HEALTH INSTITUTE	Miramar	PN	70-1204	N
CAMBRIDGE COLLEGE OF HEALTHCARE & TECHNOLOGY	Delray Beach	ADN	70-4109	Y
CAMBRIDGE COLLEGE OF HEALTHCARE & TECHNOLOGY	Altamonte Springs	BSN	70-5192	N
CAMBRIDGE COLLEGE OF HEALTHCARE & TECHNOLOGY - ALTAMONTE SPRINGS	Altamonte Springs	PN	70-1250	N
CAMBRIDGE COLLEGE OF HEALTHCARE & TECHNOLOGY - DELRAY BEACH	Delray Beach	PN	70-1249	N
CAMBRIDGE COLLEGE OF HEALTHCARE & TECHNOLOGY - MIAMI GARDENS	Miami Gardens	PN	70-1248	N
CAMBRIDGE COLLEGE OF HEALTHCARE AND TECHNOLOGY	Miami Gardens	ADN	70-4151	N
CAMBRIDGE COLLEGE OF HEALTHCARE AND TECHNOLOGY	Miami Gardens	BSN	70-5200	N

CAMBRIDGE COLLEGE OF HEALTHCARE AND TECHNOLOGY	Altamonte Springs	ADN	70-4252	N
CAPE CORAL TECHNICAL COLLEGE	Cape Coral	PN	70-142	Y
CAPSCARE ACADEMY FOR HEALTH CARE EDUCATION	Lake Worth	ADN	70-4253	Y
CARE HOPE COLLEGE	Jupiter	PN	70-1134	Y
CARE HOPE COLLEGE	Jupiter	ADN	70-4144	Y
CARE HOPE COLLEGE	Jupiter	BSN	70-5134	N
CHAMBERLAIN COLLEGE OF NURSING - JACKSONVILLE	Jacksonville	BSN	70-525	Y
CHAMBERLAIN COLLEGE OF NURSING, MIRAMAR CAMPUS	Miramar	BSN	70-540	Y
CHANCELLOR INSTITUTE	Margate	ADN	70-4185	N
CHANCELLOR INSTITUTE, INC	Margate	PN	70-1102	Y
CHARLOTTE TECHNICAL COLLEGE	Port Charlotte	PN	70-166	Y
CHIPOLA COLLEGE	Marianna	PN	70-100	N
CHIPOLA COLLEGE	Marianna	ADN	70-401	Y
CHRISTINE E. LYNN COLLEGE OF NURSING FLORIDA ATLANTIC UNIVERSITY	Boca Raton	BSN	70-5172	Y
CITY COLLEGE, INC	Altamonte Springs	ADN	70-743	Y
COASTAL SCHOOL OF NURSING	Jacksonville	PN	70-1244	N
COLLEGE OF CENTRAL FLORIDA	Lecanto	ADN	70-451	Y
COLLEGE OF CENTRAL FLORIDA	Ocala	ADN	70-482	Y
COMPU-MED VOCATIONAL CAREERS	Miami	PN	70-1215	N
COMPU-MED VOCATIONAL CAREERS-FORT LAUDERDALE	Fort Lauderdale	ADN	70-4268	N
COMPU-MED VOCATIONAL CAREERS-FORT LAUDERDALE	Fort Lauderdale	PN	70-1252	N
COMPU-MED VOCATIONAL CAREERS-FORT LAUDERDALE	Fort Lauderdale	BSN	70-5211	N
COMPU-MED VOCATIONAL CAREERS, CORP	Miami	BSN	70-5212	N
COMPU-MED VOCATIONAL CAREERS, CORP.	Hialeah	BSN	70-5209	N
COMPU-MED VOCATIONAL CAREERS, CORP.	Hialeah	PN	70-1214	N
COMPU-MED VOCATIONAL CAREERS, CORP.	Hialeah	ADN	70-4181	Y
COMPU-MED VOCATIONAL CAREERS, CORP.	Miami	ADN	70-4182	Y
COMPU-MED VOCATIONAL CAREERS,CORP	Naples	ADN	70-4267	N
COMPU-MED VOCATIONAL CAREERS,CORP.	Naples	BSN	70-5210	N
CONCORDE CAREER INSTITUTE-JACKSONVILLE	Jacksonville	PN	70-125	Y
DADE COUNTY HOMESTEAD SENIOR HIGH	Homestead	PN	70-268	Y
DADE COUNTY MIAMI EDISON HIGH SCHOOL	Miami	PN	70-235	N
DADE INSTITUTE OF TECHNOLOGY AND HEALTH	North Miami Beach	PN	70-1198	N

DADE INSTITUTE OF TECHNOLOGY AND HEALTH	North Miami Beach	ADN	70-4217	N
DAYTONA COLLEGE	Ormond Beach	PN	70-1117	Y
DAYTONA COLLEGE	Ormond Beach	ADN	70-4119	Y
DAYTONA STATE COLLEGE	Daytona Beach	PN	70-185	Y
DAYTONA STATE COLLEGE-ADN	Daytona Beach	ADN	70-483	Y
DESOTO COUNTY SCHOOL OF PRACTICAL NURSING	Arcadia	PN	70-163	Y
DONATELLO SCHOOL OF NURSING AND HEALTHCARE	Apopka	PN	70-1191	Y
DOXA ACADEMY	Melbourne	PN	70-1155	Y
EAGLE NURSING SCHOOL, LLC	Tampa	ADN	70-4233	N
EASTERN FLORIDA STATE COLLEGE	Melbourne	PN	70-172	Y
EASTERN FLORIDA STATE COLLEGE	Melbourne	ADN	70-470	Y
ECPI UNIVERSITY	Lake Mary	PN	70-1227	N
ECPI UNIVERSITY	Lake Mary	ADN	70-4243	N
ECPI UNIVERSITY	Lake Mary	BSN	70-5138	Y
ECPI UNIVERSITY COLLEGE OF NURSING	Lake Mary	BSN	70-5120	Y
EDUCARE ENVISION COLLEGE OF NURSING	Melbourne	PN	70-1163	Y
EDUCARE ENVISION COLLEGE OF NURSING	Melbourne	ADN	70-4169	Y
EMERALD COAST TECHNICAL COLLEGE	Defuniak Springs	PN	70-120	Y
EMERALD COAST TECHNICAL COLLEGE AT MAGNET INNOVATION CENTER-WATE	Defuniak Springs	PN	70-1242	N
EMIRAZA COLLEGE	Fort Pierce	PN	70-241	Y
EMIRAZA COLLEGE	Ft Pierce	ADN	70-4184	N
EMIRAZA COLLEGE	Ft Pierce	BSN	70-5144	N
EMIRAZA COLLEGE	Fort Pierce	ADN	70-729	Y
ERWIN TECHNICAL COLLEGE	Tampa	PN	70-154	Y
EVOLUTION HEALTH ACADEMY	Margate	PN	70-1136	N
EVOLUTION HEALTH ACADEMY	Margate	ADN	70-4141	N
EVOLUTION HEALTH ACADEMY	Miami Gardens	ADN	70-4153	Y
EVOLUTION HEALTH ACADEMY	Miami Gardens	PN	70-1150	Y
FAITH ACADEMY	Tampa	PN	70-1181	Y
FINLAY INSTITUTE OF NURSING LLC	Tampa	PN	70-1239	N
FIRST COAST TECHNICAL COLLEGE	St Augustine	PN	70-182	Y
FIRST RESPONSE TRAINING GROUP, LLC	Orlando	ADN	70-4140	N
FLORIDA A&M UNIVERSITY - BSN	Tallahassee	BSN	70-598	Y
FLORIDA ACADEMY OF NURSING	Miramar	ADN	70-4194	N
FLORIDA ATLANTIC UNIVERSITY - BSN	Boca Raton	BSN	70-566	Y
FLORIDA COLLEGE	Temple Terrace	BSN	70-5171	Y
FLORIDA GATEWAY COLLEGE	Lake City	PN	70-106	Y

FLORIDA GATEWAY COLLEGE ASSOCIATE IN SCIENCE DEGREE NURSING PROG	Lake City	ADN	70-478	Y
FLORIDA GULF COAST UNIVERSITY	Fort Myers	BSN	70-503	Y
FLORIDA INTERNATIONAL UNIVERSITY - BSN	Miami	BSN	70-589	Y
FLORIDA NATIONAL UNIVERSITY	Hialeah	ADN	70-4256	Y
FLORIDA NATIONAL UNIVERSITY	Hialeah	BSN	70-5198	N
FLORIDA NATIONAL UNIVERSITY - TRAINING CENTER	Hialeah	ADN	70-4134	Y
FLORIDA NATIONAL UNIVERSITY, INC	Miami	BSN	70-5114	Y
FLORIDA PANHANDLE TECHNICAL COLLEGE	Chipley	PN	70-171	Y
FLORIDA SOUTHERN COLLEGE	Lakeland	BSN	70-520	Y
FLORIDA SOUTHWESTERN STATE COLLEGE	Fort Myers	ADN	70-472	Y
FLORIDA STATE COLLEGE AT JACKSONVILLE	Jacksonville	PN	70-179	Y
FLORIDA STATE COLLEGE AT JACKSONVILLE-NURSING	Jacksonville	ADN	70-473	Y
FLORIDA STATE UNIVERSITY - BSN	Tallahassee	BSN	70-590	Y
FORT MYERS TECHNICAL COLLEGE	Fort Myers	PN	70-181	Y
FORT MYERS TECHNICAL COLLEGE	Ft Myers	DPL	70-354	N
FORTIS COLLEGE	Orange Park	ADN	70-757	Y
FORTIS COLLEGE	Cutler Bay	ADN	70-704	Y
FORTIS COLLEGE- CUTLER BAY	Cutler Bay	PN	70-1156	Y
FORTIS COLLEGE- ORANGE PARK	Orange Park	PN	70-1160	Y
FORTIS INSTITUTE	Pensacola	PN	70-1171	Y
FORTIS INSTITUTE	Pensacola	ADN	70-422	Y
FORTIS INSTITUTE	Port Saint Lucie	PN	70-109	Y
FORTIS INSTITUTE	Port Saint Lucie	ADN	70-709	Y
FVI SCHOOL OF NURSING AND TECHNOLOGY	Miramar	ADN	70-4152	Y
FVI SCHOOL OF NURSING AND TECHNOLOGY	Miami	ADN	70-4189	N
GADSDEN TECHNICAL COLLEGE	Quincy	PN	70-161	Y
GALEN COLLEGE OF NURSING	ORLANDO	ADN	70-4246	N
GALEN COLLEGE OF NURSING	ORLANDO	PN	70-1226	N
GALEN COLLEGE OF NURSING	Pembroke Pines	ADN	70-4199	Y
GALEN COLLEGE OF NURSING	Pembroke Pines	BSN	70-5167	Y
GALEN COLLEGE OF NURSING	ORLANDO	BSN	70-5193	N
GALEN COLLEGE OF NURSING	Saint Petersburg	PN	70-104	Y
GALEN COLLEGE OF NURSING	Gainesville	PN	70-1199	Y
GALEN COLLEGE OF NURSING	Saint Petersburg	ADN	70-411	Y
GALEN COLLEGE OF NURSING	Sarasota	ADN	70-4214	N
GALEN COLLEGE OF NURSING	Gainesville	ADN	70-4215	Y
GALEN COLLEGE OF NURSING	Saint Petersburg	BSN	70-5130	Y

GALEN COLLEGE OF NURSING	Gainesville	BSN	70-5177	N
GALEN COLLEGE OF NURSING	Sarasota	BSN	70-5178	N
GLOBALTELL COLLEGE OF FLORIDA - ADN	Pembroke Pines	ADN	70-4245	N
GLOBALTELL COLLEGE OF FLORIDA - BSN	Pembroke Pines	BSN	70-5194	N
GLOBALTELL COLLEGE OF FLORIDA - PN	Pembroke Pines	PN	70-1225	N
GRACE COMMUNITY INSTITUTE	Boca Raton	PN	70-1178	N
GRACE COMMUNITY INSTITUTE	Boca Raton	ADN	70-4180	N
GRACE COMMUNITY INSTITUTE	Boca Raton	BSN	70-5159	N
GRACE SCHOOL OF NURSING INC.	West Palm Beach	PN	70-1241	N
GRAND CANYON UNIVERSITY	Lake Mary	BSN	70-5205	N
GULF COAST STATE COLLEGE	Panama City	ADN	70-481	Y
GULF COAST STATE COLLEGE - GULF FRANKLIN CENTER	Port St. Joe	PN	70-197	Y
HAIJGDEN INTERNATIONAL COLLEGE	Orlando	PN	70-1177	Y
HAIJGDEN INTERNATIONAL COLLEGE	Orlando	ADN	70-4197	N
HCA FLORIDA MERCY HOSPITAL COLLEGE OF NURSING	Miami	ADN	70-409	Y
HCA FLORIDA MERCY HOSPITAL COLLEGE OF NURSING - PN	Miami	PN	70-1221	Y
HCA FLORIDA MERCY HOSPITAL SCHOOL OF PRACTICAL NURSING	Miami	PN	70-160	Y
HCI COLLEGE	Fort Lauderdale	PN	70-1209	N
HCI COLLEGE	West Palm Beach	PN	70-1237	N
HCI COLLEGE	Ft Lauderdale	ADN	70-4135	Y
HCI COLLEGE	West Palm Beach	ADN	70-4146	Y
HCI COLLEGE - FORT LAUDERDALE	Fort Lauderdale	BSN	70-5213	N
HEARTS ASSOCIATES INSTITUTE	Boynton Beach	PN	70-1188	N
HEARTS ASSOCIATES INSTITUTE	Boynton Beach	ADN	70-4202	N
HERITAGE CAREER INSTITUTE	Greenacres	PN	70-1235	N
HERZING UNIVERSITY	Winter Park	PN	70-256	Y
HERZING UNIVERSITY	Winter Park	BSN	70-509	Y
HERZING UNIVERSITY-ADN	Winter Park	ADN	70-444	Y
HERZING UNIVERSITY-TAMPA	Tampa	PN	70-1238	Y
HERZING UNIVERSITY-TAMPA	Tampa	ADN	70-4257	Y
HERZING UNIVERSITY-TAMPA	Tampa	BSN	70-5199	Y
HILLSBOROUGH COMMUNITY COLLEGE	Plant City	ADN	70-469	Y
HOPE COLLEGE OF ARTS & SCIENCES	Pompano Beach	PN	70-283	N
HOPE COLLEGE OF ARTS & SCIENCES	Pompano Beach	ADN	70-4158	Y
HORIZON HEALTHCARE INSTITUTE	Port Charlotte	PN	70-206	Y
HORIZON HEALTHCARE INSTITUTE	Fort Myers	BSN	70-5173	N
HORIZON HEALTHCARE INSTITUTE, INC.	Fort Myers	PN	70-149	Y

HORIZON HEALTHCARE INSTITUTE, INC.	Melbourne	PN	70-1137	Y
HORIZON HEALTHCARE INSTITUTE, INC.	Melbourne	ADN	70-4138	Y
HORIZON HEALTHCARE INSTITUTE, INC.	Fort Myers	ADN	70-4145	Y
HORIZON HEALTHCARE INSTITUTE, INC.	Port Charlotte	ADN	70-4162	Y
IMMOKALEE TECHNICAL COLLEGE	Immokalee	PN	70-145	Y
INDIAN RIVER STATE COLLEGE	Ft Pierce	ADN	70-477	Y
INDIAN RIVER STATE COLLEGE - PN	Port Saint Lucie	PN	70-177	Y
INDIANA STATE UNIVERSITY	Terre Haute	BSN	48-574	N
INLET GROVE COMMUNITY HIGH SCHOOL	Riviera Beach	PN	70-1130	Y
INSTITUTE OF HEALTH CAREERS	Lehigh Acres	PN	70-1142	N
INTERNATIONAL COLLEGE OF HEALTH SCIENCES	Boynton Beach	BSN	70-5143	N
INTERNATIONAL COLLEGE OF HEALTH SCIENCES	Boynton Beach	ADN	70-759	Y
INTERNATIONAL INSTITUTE FOR HEALTH CARE PROFESSIONALS, INC	Boca Raton	BSN	70-5132	Y
INTERNATIONAL INSTITUTE FOR HEALTH CARE PROFESSIONALS, INC	Boca Raton	ADN	70-732	Y
INTERNATIONAL INSTITUTE FOR HEALTH CARE PROFESSIONALS, INC.	Boca Raton	PN	70-217	Y
ITECH GLADES TECHNICAL COLLEGE	Moore Haven	PN	70-1229	Y
JACKSONVILLE UNIVERSITY - BSN	Jacksonville	BSN	70-560	Y
JACKSONVILLE UNIVERSITY - DIRECT ENTRY MSN	Jacksonville	MSN	70-5204	N
JACKSONVILLE UNIVERSITY KEIGWIN SCHOOL OF NURSING	Jacksonville	BSN	70-5196	Y
JACKSONVILLE UNIVERSITY PRACTICAL NURSE PROGRAM	Jacksonville	PN	70-1222	Y
JAMES INTERNATIONAL ACADEMY OF HEALTH	North Lauderdale	PN	70-267	Y
JERSEY COLLEGE	Sunrise	PN	70-1251	N
JERSEY COLLEGE	Jacksonville	PN	70-132	Y
JERSEY COLLEGE	Tampa	PN	70-155	Y
JERSEY COLLEGE	Tampa	ADN	70-404	Y
JERSEY COLLEGE	Jacksonville	ADN	70-456	Y
JERSEY COLLEGE	Largo	ADN	70-4124	Y
JERSEY COLLEGE	Port Charlotte	ADN	70-4192	Y
JERSEY COLLEGE	Naples	ADN	70-4220	N
JERSEY COLLEGE	Brooksville	ADN	70-4212	N
JERSEY COLLEGE	Melbourne	ADN	70-4242	N
JERSEY COLLEGE	Sunrise	ADN	70-735	Y
JUSTEE COLLEGE	Ft. Pierce	PN	70-1193	N
JUSTEE COLLEGE	Ft. Pierce	ADN	70-4210	N

KEISER UNIVERSITY	Daytona Beach	ADN	70-4136	Y
KEISER UNIVERSITY	Clearwater	ADN	70-4116	Y
KEISER UNIVERSITY	Fort Myers	ADN	70-4238	N
KEISER UNIVERSITY	Fort Myers	BSN	70-5131	Y
KEISER UNIVERSITY - FLAGSHIP CAMPUS	West Palm Beach	BSN	70-5115	Y
KEISER UNIVERSITY - LAKELAND CAMPUS	Lakeland	BSN	70-5148	Y
KEISER UNIVERSITY - NAPLES CAMPUS	Naples	BSN	70-5152	Y
KEISER UNIVERSITY - NEW PORT RICHEY	New Port Richey	ADN	70-4114	Y
KEISER UNIVERSITY - ORLANDO CAMPUS	Orlando	BSN	70-5136	Y
KEISER UNIVERSITY - PORT SAINT LUCIE	Port Saint Lucie	ADN	70-440	Y
KEISER UNIVERSITY - PORT ST. LUCIE CAMPUS	Port Saint Lucie	BSN	70-5139	Y
KEISER UNIVERSITY - SARASOTA	Sarasota	BSN	70-5110	Y
KEISER UNIVERSITY - TALLAHASSEE CAMPUS	Tallahassee	BSN	70-5155	Y
KEISER UNIVERSITY - TAMPA CAMPUS	Tampa	BSN	70-5170	Y
KEISER UNIVERSITY - WEST PALM BEACH CAMPUS	West Palm Beach	BSN	70-5135	Y
KEISER UNIVERSITY- FORT LAUDERDALE-ADN	Fort Lauderdale	ADN	70-423	Y
KEISER UNIVERSITY- JACKSONVILLE-ADN	Jacksonville	ADN	70-490	Y
KEISER UNIVERSITY- MELBOURNE CAMPUS	Melbourne	BSN	70-5189	N
KEISER UNIVERSITY- MELBOURNE CAMPUS-ADN	Melbourne	ADN	70-415	Y
KEISER UNIVERSITY- MIAMI CAMPUS	Miami	BSN	70-5157	Y
KEISER UNIVERSITY- MIAMI-ADN	Miami	ADN	70-407	Y
KEISER UNIVERSITY- TAMPA	Tampa	ADN	70-418	Y
KEISER UNIVERSITY- WPB-ADN	West Palm Beach	ADN	70-406	Y
KEISER UNIVERSITY-ADN	Orlando	ADN	70-455	Y
KEISER UNIVERSITY-FT. LAUDERDALE	Fort Lauderdale	BSN	70-5116	Y
KEISER UNIVERSITY-LAKELAND	Lakeland	ADN	70-403	Y
KEISER UNIVERSITY-NAPLES CAMPUS	Naples	ADN	70-4244	N
KEISER UNIVERSITY-PEMBROKE PINES CAMPUS	Pembroke Pines	BSN	70-5146	Y
KEISER UNIVERSITY-SARASOTA CAMPUS-ADN	Sarasota	ADN	70-420	Y
KEISER UNIVERSITY-TALLAHASSEE-ADN	Tallahassee	ADN	70-426	Y
LAKE TECHNICAL COLLEGE	Eustis	PN	70-178	Y
LAKE-SUMTER STATE COLLEGE	Leesburg	ADN	70-405	Y
LARKIN SCHOOL OF NURSING, LLC	South Miami	ADN	70-4231	Y
LINCOLN MEMORIAL UNIVERSITY	Tampa	ADN	70-4126	Y
LINCOLN MEMORIAL UNIVERSITY	Tampa	BSN	70-5121	Y
LINDSEY HOPKINS TECHNICAL COLLEGE	Miami	PN	70-153	Y

LIVELY TECHNICAL COLLEGE	Tallahassee	PN	70-199	Y
LORENZO WALKER TECHNICAL COLLEGE	Naples	PN	70-170	Y
MANATEE TECHNICAL COLLEGE	Bradenton	PN	70-183	Y
MARION TECHNICAL COLLEGE	Ocala	PN	70-259	Y
MCFATTER TECHNICAL COLLEGE	Davie	PN	70-202	Y
MED ACADEMY	Miami	ADN	70-4174	N
MERAKII COLLEGE OF HEALTH	Lakeland	PN	70-1208	N
MERAKII COLLEGE OF HEALTH	Lakeland	ADN	70-4221	N
MERAKII COLLEGE OF HEALTH	Lakeland	BSN	70-5180	N
MERIDIAN WEST CENTRAL COLLEGE	Sarasota	BSN	70-5161	N
MERIDIAN WEST CENTRAL COLLEGE	Sarasota	ADN	70-4191	Y
MERIDIAN WEST CENTRAL COLLEGE - PN	Sarasota	PN	70-1243	N
MIAMI DADE COLLEGE- SCHOOL OF NURSING-ADN	Miami	ADN	70-484	Y
MIAMI DADE COLLEGE, BENJAMIN LEON SCHOOL OF NURSING	Miami	PN	70-1230	N
MIAMI LAKES EDUCATIONAL CENTER AND TECHNICAL COLLEGE	Miami Gardens	PN	70-254	Y
MIAMI REGIONAL UNIVERSITY	Miami Springs	BSN	70-5108	Y
MIAMI REGIONAL UNIVERSITY	Miami Springs	ADN	70-713	Y
MIAMI REGIONAL UNIVERSITY - MSN DIRECT ENTRY	Miami Springs	MSN	70-5119	Y
MOUNT ZION SCHOOL OF HEALTH, INC.	Greenacres	PN	70-1233	N
NAPLES NURSING ACADEMY, LLC	Naples	PN	70-1147	Y
NEW PROFESSIONS TECHNICAL INSTITUTE	Miami	ADN	70-4179	Y
NORTH BROWARD TECHNICAL CENTER, INC.	Deerfield Beach	PN	70-220	Y
NORTH FLORIDA COLLEGE	Madison	PN	70-189	Y
NORTH FLORIDA COLLEGE	Madison	ADN	70-416	Y
NORTH FLORIDA TECHNICAL COLLEGE	Starke	PN	70-107	Y
NORTH PALM COLLEGE OF NURSING	Altamonte Springs	ADN	70-4241	N
NORTHWEST FLORIDA STATE COLLEGE-ADN	Niceville	ADN	70-450	Y
NOVA SOUTHEASTERN UNIVERSITY	Miami	BSN	70-5107	Y
NOVA SOUTHEASTERN UNIVERSITY - BSN	Fort Lauderdale	BSN	70-578	Y
NOVA SOUTHEASTERN UNIVERSITY - BSN	Fort Myers	BSN	70-596	Y
NOVA SOUTHEASTERN UNIVERSITY, INC. - FT. MYERS - MSN	Fort Myers	MSN	70-5207	N
NOVA SOUTHEASTERN UNIVERSITY, INC. - MIAMI - MSN	Miami	MSN	70-5208	N
NRI INSTITUTE OF HEALTH SCIENCES	Royal Palm Beach	ADN	70-4188	Y
NUC UNIVERSITY-FLORIDA TECHNICAL COLLEGE	Kissimmee	ADN	70-4261	N

NUC UNIVERSITY-FLORIDA TECHNICAL COLLEGE	Tampa	ADN	70-4262	N
NUC UNIVERSITY-FLORIDA TECHNICAL COLLEGE	Orlando	ADN	70-4263	N
NUC UNIVERSITY-FLORIDA TECHNICAL COLLEGE	Kissimmee	BSN	70-5201	N
NUC UNIVERSITY-FLORIDA TECHNICAL COLLEGE	Tampa	BSN	70-5202	N
NUC UNIVERSITY-FLORIDA TECHNICAL COLLEGE	Orlando	BSN	70-5203	N
NURSING BRIDGES INSTITUTE	Orlando	PN	70-1148	N
NURSING BRIDGES INSTITUTE	Orlando	ADN	70-4150	Y
NURSING NETWORK CHRISTIAN SCHOOL	Lauderhill	ADN	70-4207	N
OKALOOSA TECHNICAL COLLEGE	Ft Walton Beach	PN	70-105	Y
ORANGE TECHNICAL COLLEGE - ORLANDO CAMPUS	Orlando	PN	70-187	Y
ORLANDO SCHOOL OF NURSING, LLC	Lake Mary	PN	70-1245	N
PALM BEACH ATLANTIC UNIVERSITY	Orlando	BSN	70-5175	N
PALM BEACH ATLANTIC UNIVERSITY - BSN	West Palm Beach	BSN	70-530	Y
PALM BEACH CAREER COLLEGE	Fort Pierce	PN	70-1186	N
PALM BEACH CAREER COLLEGE	Fort Pierce	ADN	70-4200	N
PALM BEACH CAREER COLLEGE	Fort Pierce	BSN	70-5169	N
PALM BEACH STATE COLLEGE-ADN	Lake Worth	ADN	70-486	Y
PALM BEACH STATE COLLEGE-ADN	Belle Glade	ADN	70-492	Y
PALM BEACH STATE COLLEGE-LPN	Lake Worth	PN	70-150	Y
PALMETTO MEDICAL INSTITUTE	Miami	PN	70-1200	N
PASCO-HERNANDO STATE COLLEGE	New Port Richey	PN	70-164	Y
PASCO-HERNANDO STATE COLLEGE	New Port Richey	ADN	70-464	Y
PENSACOLA STATE COLLEGE	Pensacola	PN	70-157	Y
PENSACOLA STATE COLLEGE	Pensacola	ADN	70-487	Y
PINELLAS TECHNICAL COLLEGE - CLEARWATER	Clearwater	PN	70-194	Y
PINELLAS TECHNICAL COLLEGE - ST. PETERSBURG	St. Petersburg	PN	70-151	Y
POLK STATE COLLEGE-ADN	Winter Haven	ADN	70-476	Y
PREMIERE INTERNATIONAL COLLEGE	Fort Myers	PN	70-129	N
PREMIERE INTERNATIONAL COLLEGE	Ft Myers	BSN	70-516	N
PREMIERE INTERNATIONAL COLLEGE	Ft Myers	ADN	70-751	N
QUEST EDUCATION CENTER	Tampa	PN	70-1240	N
QUEST NURSING EDUCATION CENTER	Tampa	ADN	70-4213	Y
QUEST NURSING EDUCATION CENTER	Tampa	BSN	70-5176	Y
RADFORD M. LOCKLIN TECHNICAL COLLEGE	Milton	PN	70-236	Y
RASMUSSEN UNIVERSITY - ADN - FT MYERS	Fort Myers	ADN	70-436	Y

RASMUSSEN UNIVERSITY - ADN - OCALA	Ocala	ADN	70-495	Y
RASMUSSEN UNIVERSITY - ADN - ODESSA	Odessa	ADN	70-491	Y
RASMUSSEN UNIVERSITY - ADN - TAMPA/BRANDON	Brandon	ADN	70-494	Y
RASMUSSEN UNIVERSITY - BSN - FORT MYERS	Fort Myers	BSN	70-5118	Y
RASMUSSEN UNIVERSITY - BSN - OCALA	Ocala	BSN	70-5122	Y
RASMUSSEN UNIVERSITY - BSN - ODESSA	Odessa	BSN	70-5111	Y
RASMUSSEN UNIVERSITY - BSN - TAMPA/BRANDON	Brandon	BSN	70-5117	Y
RASMUSSEN UNIVERSITY - PN - FT MYERS	Fort Myers	PN	70-211	Y
RASMUSSEN UNIVERSITY - PN - OCALA	Ocala	PN	70-214	Y
RASMUSSEN UNIVERSITY - PN - ODESSA	Odessa	PN	70-222	Y
RASMUSSEN UNIVERSITY - PN - TAMPA/BRANDON	Brandon	PN	70-232	Y
RENAISSANCE HEALTH INSTITUTE	West Palm Beach	PN	70-1139	N
RIGGS COLLEGE OF ALLIED HEALTH	Longwood	PN	70-1169	N
RIGGS COLLEGE OF ALLIED HEALTH	Longwood	ADN	70-4177	Y
RIVEROAK TECHNICAL COLLEGE	Live Oak	PN	70-173	Y
ROYAL ADVANCED INSTITUTE	Miami	ADN	70-4260	N
RUBY'S ACADEMY FOR HEALTH OCCUPATIONS	Lauderhill	PN	70-253	Y
SABER COLLEGE	Miami	ADN	70-4168	Y
SAINT LEO UNIVERSITY	Saint Leo	BSN	70-5166	N
SANTA FE COLLEGE	Gainesville	PN	70-1103	Y
SANTA FE COLLEGE	Gainesville	ADN	70-471	Y
SEED-TIME ACADEMY AND SCHOOL FOR HIGHER LEARNING	Lauderhill	PN	70-1153	Y
SEMINOLE STATE COLLEGE OF FLORIDA	Altamonte Springs	ADN	70-462	Y
SHARRON NURSING ACADEMY	Jacksonville	PN	70-1231	N
SHARRON NURSING ACADEMY	Jacksonville	ADN	70-4249	N
SHERIDAN TECHNICAL COLLEGE	Hollywood	PN	70-205	Y
SHERIDAN TECHNICAL HIGH SCHOOL	Hollywood	PN	70-1132	Y
SMTL SCHOOL OF FAITH & NURSING, LLC	Ocoee	ADN	70-4234	N
SOUTH COLLEGE	Orlando	PN	70-1216	Y
SOUTH COLLEGE	Orlando	ADN	70-4251	N
SOUTH COLLEGE	Orlando	BSN	70-5184	N
SOUTH FLORIDA COLLEGE OF NURSING	Doral	ADN	70-4128	Y
SOUTH FLORIDA COLLEGE OF NURSING	Doral	ADN	70-4247	N
SOUTH FLORIDA HEALTH CARE INSTITUTE, LLC	Boca Raton	PN	70-1234	N
SOUTH FLORIDA STATE COLLEGE	Avon Park	PN	70-168	Y

SOUTH FLORIDA STATE COLLEGE	Avon Park	ADN	70-400	Y
SOUTH UNIVERSITY	Royal Palm Beach	BSN	70-570	Y
SOUTH UNIVERSITY	Orlando	BSN	70-5156	Y
SOUTH UNIVERSITY- TAMPA- BSN	Tampa	BSN	70-504	Y
SOUTHEASTERN COLLEGE	West Palm Beach	ADN	70-4149	Y
SOUTHEASTERN COLLEGE- MIAMI LAKES	Miami Lakes	PN	70-269	Y
SOUTHEASTERN COLLEGE- MIAMI LAKES	Miami Lakes	ADN	70-413	Y
SOUTHEASTERN COLLEGE- WEST PALM BEACH	West Palm Bch	PN	70-134	Y
SOUTHEASTERN UNIVERSITY	Lakeland	BSN	70-536	Y
SOUTHEASTERN UNIVERSITY (SEU)	Lakeland	ADN	70-4259	N
SOVEREIGN SCHOOL OF NURSING	North Miami	PN	70-1133	Y
SOVEREIGN SCHOOL OF NURSING	North Miami	ADN	70-4132	Y
ST. JOHNS RIVER STATE COLLEGE	Palatka	PN	70-1129	Y
ST. JOHNS RIVER STATE COLLEGE	Palatka	ADN	70-425	Y
ST. PETERSBURG COLLEGE	Saint Petersburg	ADN	70-489	Y
ST. THOMAS UNIVERSITY	Miami Gardens	BSN	70-5112	Y
STARLEN COLLEGE OF NURSING	Lauderhill	BSN	70-5181	N
STARLEN COLLEGE OF NURSING	Lauderhill	ADN	70-4226	N
STATE COLLEGE OF FLORIDA	Bradenton	ADN	70-480	Y
SUNCOAST TECHNICAL COLLEGE	Sarasota	PN	70-193	Y
SUNCOAST TECHNICAL COLLEGE	Sarasota	PN	70-1127	Y
SUNLIGHT HEALTHCARE ACADEMY	Longwood	PN	70-1154	Y
SUNLIGHT HEALTHCARE ACADEMY	Longwood	ADN	70-4160	Y
SUNRISE SCHOOL OF NURSING	Plantation	PN	70-1164	N
SUNRISE SCHOOL OF NURSING	Plantation	ADN	70-4175	Y
TALLAHASSEE COMMUNITY COLLEGE	Tallahassee	ADN	70-468	Y
TAMPA MEDICAL COLLEGE	Tampa	PN	70-139	N
TAMPA MEDICAL COLLEGE	Tampa	ADN	70-4219	N
TAMPA MEDICAL COLLEGE	Tampa	BSN	70-5149	N
TAYLOR COLLEGE	Ocala	PN	70-114	Y
TAYLOR COLLEGE	Ocala	ADN	70-427	Y
TEQUESTA HEALTH COLLEGE, INC.	Weston	ADN	70-4171	N
THE COLLEGE OF THE FLORIDA KEYS	Key West	ADN	70-474	Y
TOM P. HANEY TECHNICAL COLLEGE	Panama City	PN	70-191	Y
TOUZE HEALTH INSTITUTE	Hollywood	PN	70-1212	N
TRAVISS TECHNICAL COLLEGE	Lakeland	PN	70-195	Y
TREASURE COAST TECHNICAL COLLEGE	Vero Beach	PN	70-282	Y
TRINITY GLOBAL COLLEGE	Orlando	PN	70-1220	Y

TRINITY GLOBAL COLLEGE	Orlando	ADN	70-4258	N
TRINITY SCHOOL OF NURSING	Plantation	PN	70-276	N
TRINITY SCHOOL OF NURSING	Plantation	ADN	70-4206	N
UNIVERSITY OF CENTRAL FLORIDA - BSN	Orlando	BSN	70-567	Y
UNIVERSITY OF FLORIDA - BSN	Gainesville	BSN	70-585	Y
UNIVERSITY OF MIAMI - BSN	Coral Gables	BSN	70-591	Y
UNIVERSITY OF NORTH FLORIDA - BSN	Jacksonville	BSN	70-594	Y
UNIVERSITY OF SOUTH FLORIDA, COLLEGE OF NURSING	Tampa	BSN	70-565	Y
UNIVERSITY OF TAMPA	Tampa	BSN	70-5010	Y
UNIVERSITY OF WEST FLORIDA	Pensacola	BSN	70-505	Y
UTICA UNIVERSITY - MIRAMAR	Miramar	BSN	70-5126	Y
UTICA UNIVERSITY - MIRAMAR	Miramar	BSN	70-5182	Y
UTICA UNIVERSITY - MSN DIRECT ENTRY	Saint Petersburg	MSN	70-5191	N
UTICA UNIVERSITY - ST PETERSBURG	Saint Petersburg	BSN	70-5103	Y
UTICA UNIVERSITY - ST PETERSBURG	Saint Petersburg	BSN	70-5162	Y
VALENCIA COLLEGE - ADN	Orlando	ADN	70-467	Y
VERITAS NURSING ACADEMY	Tampa	PN	70-1135	N
VICTORY COLLEGE OF NURSING	Fort Lauderdale	ADN	70-4170	Y
VICTORY COLLEGE OF NURSING	Fort Lauderdale	PN	70-1167	N
VICTORY COLLEGE OF NURSING	Fort Lauderdale	BSN	70-5151	N
WEBBER INTERNATIONAL UNIVERSITY	Babson Park	BSN	70-5183	N
WEST COAST UNIVERSITY	Doral	ADN	70-4164	Y
WEST COAST UNIVERSITY	Doral	BSN	70-518	Y
WESTERN GOVERNORS UNIVERSITY	Daytona Beach	BSN	70-5101	Y
WILLIAM H TURNER TECHNICAL ARTS HIGH SCHOOL	Miami	PN	70-1107	Y
WITHLACOOCHEE TECHNICAL COLLEGE	Inverness	PN	70-167	Y

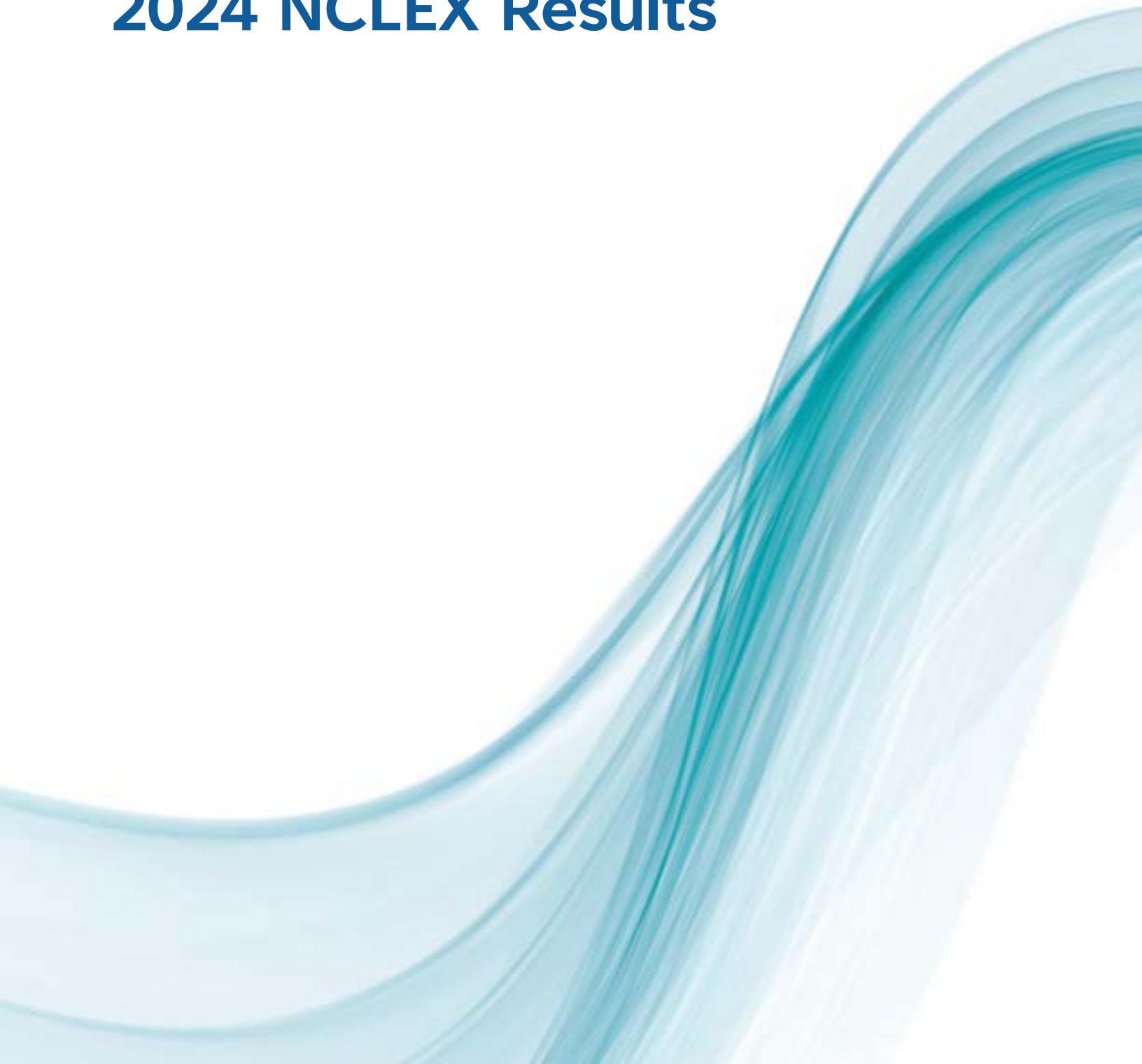
Appendix 1.B

Florida’s prelicensure nursing education programs that did not submit responses to the FCN Nursing Education Program Survey for Academic Year (AY) 2023-2024.

Noncompliant School/Program	City	Program Level	NCLEX Code	2023 NCLEX Test-Takers
ALLIED TECHNICAL INSTITUTE OF FLORIDA	Miami	ADN	70-4239	N
AMERICAN COLLEGE OF HEALTH & SCIENCES, LLC	Margate	ADN	70-4115	N
AMERICAN NATIONAL UNIVERSITY	Orlando	BSN	70-5185	N
AMERICAN TECHNICAL INSTITUTE	Jacksonville	PN	70-1224	N
AMERICAN TECHNICAL INSTITUTE	Jacksonville	ADN	70-4250	N
ANNSHELLAY HEALTH SPA AND FITNESS INSTITUTE	Orlando	PN	70-1124	Y
ANNSHELLAY HEALTH SPA AND FITNESS INSTITUTE	Orlando	ADN	70-4123	N
BRIGHTMED HEALTH INSTITUTE	Davie	PN	70-1118	N
BRIGHTMED HEALTH INSTITUTE	Davie	BSN	70-5141	N
BROWARD COLLEGE	Coconut Creek	ADN	70-475	Y
CENTER FOR PROFESSIONAL TRAINING AND DEVELOPMENT	Fort Pierce	PN	70-1162	N
CONCORDE CAREER INSTITUTE	Jacksonville	ADN	70-4265	N
DE-EMPIRE ACADEMY FOR HEALTHCARE EDUCATION	West Palm Beach	PN	70-1172	N
DOMINIUM INSTITUTE	Fort Myers	PN	70-1219	N
DOMINIUM INSTITUTE	Fort Myers	ADN	70-4237	N
EDOUARD HEALTH INSTITUTE AND TRAINING CENTER, INC.	North Lauderdale	PN	70-1201	N
EDOUARD HEALTH INSTITUTE AND TRAINING CENTER, INC.	North Lauderdale	ADN	70-4235	N
FVI SCHOOL OF NURSING AND TECHNOLOGY - PN - MIAMI	Miami	PN	70-1152	N
FVI SCHOOL OF NURSING AND TECHNOLOGY - PN - MIRAMAR	Miramar	PN	70-1157	N
GLADSTONE COLLEGE OF NURSING	Pompano Beach	PN	70-1196	N
GLADSTONE COLLEGE OF NURSING	Pompano Beach	ADN	70-4211	N
GLADSTONE COLLEGE OF NURSING	Pompano Beach	BSN	70-5174	N
GWINNETT INSTITUTE	Orlando	PN	70-124	Y
HEBRON INTERNATIONAL COLLEGE, INC	Kissimmee	PN	70-1131	N
HEBRON INTERNATIONAL COLLEGE, INC	Kissimmee	ADN	70-4131	Y
HEBRON INTERNATIONAL COLLEGE, INC	Kissimmee	BSN	70-5124	N
HEBRON TECHNICAL INSTITUTE - BSN	Plantation	BSN	70-5106	N
HEBRON TECHNICAL INSTITUTE - PN	Plantation	PN	70-198	N
HUNTINGTON INTERNATIONAL COLLEGE	Plantation	PN	70-1179	N

HUNTINGTON INTERNATIONAL COLLEGE	Plantation	ADN	70-4186	N
HUNTINGTON INTERNATIONAL COLLEGE	Plantation	BSN	70-5158	N
INTERAMERICAN UNIVERSITY OF PUERTO RICO	Orlando	ADN	70-4255	N
INTERAMERICAN UNIVERSITY OF PUERTO RICO	Orlando	BSN	70-5197	N
INTERNATIONAL COLLEGE OF HEALTH SCIENCES	Boynton Beach	ADN	70-4236	Y
JETMAPP SCHOOL OF NURSING	Miami Gardens	PN	70-1140	N
JETMAPP SCHOOL OF NURSING, INC	Miami Gardens	ADN	70-4143	Y
MARGATE MEDICAL TRAINING CENTER	Margate	PN	70-1146	Y
MARLENE TRAINING CENTER	Oakland Park	PN	70-1166	Y
MEDICAL INSTITUTE OF PALM BEACH, INC	Greenacres	PN	70-1168	Y
MEDWORLD ACADEMY	West Palm Beach	PN	70-1182	N
MYRIELLE COLLEGE OF NURSING	Palm Springs	PN	70-1180	N
MYRIELLE COLLEGE OF NURSING	Palm Springs	ADN	70-4187	N
NURCLEX HEALTHCARE INSTITUTE	Plantation	PN	70-1202	N
NURCLEX HEALTHCARE INSTITUTE	Plantation	ADN	70-4218	Y
NURU HEALTH INSTITUTE	Tamarac	ADN	70-4190	N
OSCEOLA TECHNICAL COLLEGE	Kissimmee	PN	70-136	Y
PALM BEACH INTERNATIONAL COLLEGE	West Palm Beach	PN	70-1170	Y
PALM BEACH INTERNATIONAL COLLEGE	West Palm Beach	ADN	70-4173	Y
PALM BEACH INTERNATIONAL COLLEGE	West Palm Beach	BSN	70-5153	N
PENSACOLA CHRISTIAN COLLEGE - BS	Pensacola	BSN	70-568	Y
PIBERRY INSTITUTE INC	Homestead	ADN	70-4165	N
PIONEER ACADEMY OF NURSING	Pembroke Park	PN	70-1183	N
PIONEER ACADEMY OF NURSING	Pembroke Park	ADN	70-4196	N
PROGRESSIVE COLLEGE OF FLORIDA	Port St Lucie	ADN	70-4159	N
PROGRESSIVE COLLEGE OF FLORIDA	Port St. Lucie	BSN	70-5145	N
RENAISSANCE CAREER INSTITUTE	North Miami Beach	PN	70-1187	N
RENAISSANCE CAREER INSTITUTE	North Miami Beach	ADN	70-4201	N
RIDGE TECHNICAL COLLEGE	Winter Haven	PN	70-108	Y
ROBERT MORGAN EDUCATIONAL CENTER AND TECHNICAL COLLEGE	Miami	PN	70-248	Y
SMTL SCHOOL OF FAITH & NURSING, LLC	Ocoee	PN	70-1110	N
TALLAHASSEE COMMUNITY COLLEGE	Tallahassee	ADN	70-4163	Y
TI INSTITUTE	Orlando	PN	70-1247	N
TRUTH HEALTH ACADEMY	Sunrise	PN	70-1203	N
UNIVERSAL TRAINING CENTER	Wilton Manors	PN	70-1158	N
VALERE HEALTH INSTITUTE	Coral Springs	PN	70-1246	N
VOCATIONAL TRAINING INSTITUTE	Lake Worth	PN	70-1207	N
VOCATIONAL TRAINING INSTITUTE	Lake Worth	ADN	70-4230	N

Part Two: 2024 NCLEX Results



Consistent with section 464.0195(5), Florida Statutes, the Florida Center for Nursing (FCN) shall annually report data related to the National Council Licensure Examination (NCLEX). Evaluation of 2024 NCLEX pass rates is a critical step in the overall evaluation of the state of nursing education in Florida. Employers depend on graduates to pass the NCLEX, earn a nursing license, and enter the workforce as a nurse in a timely manner.

Background

Several steps must be completed before a new nurse earns a license to practice nursing. These steps include graduating from an approved prelicensure nursing education program, meeting the requirements of the Florida State Board of Nursing (FBON), and passing the National Council Licensure Examination (NCLEX).

The National Council of State Boards of Nursing (NCSBN) develops the NCLEX to test the competency of nursing program graduates in the United States and Canada. The NCLEX is a variable-length, valid, and reliable computerized adaptive test designed to measure nursing competence. The passing standards for the NCLEX-RN and NCLEX-PN reflect the amount of nursing knowledge, skills, and attitudes required to practice competently at the entry level of the occupation. The number of test-takers passing the NCLEX (“pass rate”) can indicate the number of new nurses entering the nursing workforce.

NCLEX program codes refer to unique codes assigned to specific nursing education programs. The NCLEX program codes are used by test-takers when registering for the NCLEX exam, allowing the NCSBN and FBON to identify the program from which the test-taker graduated. NCLEX program codes can be found on the registration page of the NCLEX website or by accessing the following link:

<https://www.nclex.com/registration.page>. If a test-taker cannot be linked to a nursing education program, or if there is an error when entering the NCLEX program code, the test-taker will be assigned an NCLEX “special program code” and not linked to a specific nursing education program.

The NCLEX pass rate is often used as a measure of prelicensure nursing program effectiveness. Additionally, the NCLEX pass rates may influence important decisions about overall prelicensure nursing program quality, admission and progression policies, curricula, and teaching and learning practices. The purpose of this report is to provide data on Florida test-takers’ performance on the NCLEX-RN and NCLEX-PN for 2024 and trended over time. The findings from this study can be used to drive policy.

Methodology

First-time pass rates were utilized for all data analysis in this report. This approach is consistent with the method used across the nation to compare results within and between jurisdictions.

NCLEX data is evaluated by calendar year and not academic year. The annual rates identified in this report reflect the results of first-time test-takers from January 1 through December 31 for each respective year, 2020–2024.

Annual NCLEX results were recorded by the NCSBN. Summary data for multiple categories of candidates, U.S. and international, was provided for performance on NCSBN's two nurse licensure examinations, the NCLEX-RN and NCLEX-PN (see Appendix 2.A).

The statewide data used for the current study were transferred from the NCSBN to the FBON, then to the FCN on January 13, 2025. The information consisted of individualized, deidentified data. Variables included graduation date, education program, education program jurisdiction, exam series code (NCLEX-RN/NCLEX-PN), repeater (yes/no), grade (pass/fail), exam delivery date, and NCSBN jurisdiction (jurisdiction where the test-taker tested).

The Florida Department of Health (DOH) Medical Quality Assurance (MQA) online search portal was utilized to determine the license status of Florida's prelicensure nursing programs. Only programs that are approved, approved/probationary, or accredited are included in the DOH MQA online portal. Terminated or closed programs do not display in the DOH MQA online portal.

Listed below are the definitions of each license status per the FDOH MQA website.

APPROVED - A program for the prelicensure education of professional or practical nurses that is conducted in the state at an educational institution and that is approved under section 464.019, Florida Statutes. The term includes such a program placed on probationary status.

APPROVED / PROBATIONARY - The status of an approved program that is placed on such status pursuant to section 464.019, Florida Statutes.

ACCREDITED - An "accredited" nursing education program, as defined by section 464.003, Florida Statutes, is a program for the prelicensure education of professional or practical nurses that is conducted in the United States at an educational institution, whether in Florida, another state, or the District of Columbia, and that is accredited by a specialized nursing accrediting agency that is nationally recognized by the United States Secretary of Education to accredit nursing education programs. The specialized nursing accreditors are the

Accreditation Commission for Education in Nursing (ACEN), Commission on Collegiate Nursing Education (CCNE) and the National League for Nursing Commission for Nursing Education Accreditation (NLN CNEA).

Nursing program licensure statuses, as identified on the DOH MQA online search portal on January 13, 2025, were utilized for categorizing programs and data comparisons (see Appendix 2.B and Appendix 2.C).

All data in this report are presented in an aggregate format. Individualized programs from the jurisdiction of Florida can be found in Report 4 - Jurisdiction Program Summary of all First-Time Candidates Licensed in All Jurisdictions on the FBON website. The 2024 annual Report 4 for Florida's RN programs can be found by accessing the following link: <https://floridasnursing.gov/pdfs/Report4%E2%80%93RN-2024-JurisdictionProgramSummary.pdf>. The 2024 annual Report 4 for Florida's PN programs can be found by accessing the following link: <https://floridasnursing.gov/pdfs/Report4%E2%80%93PN-2024-JurisdictionProgramSummary.pdf>.

The Florida Center for Nursing deems it important to compare Florida's aggregated performance on the NCLEX-RN and NLCEX-PN to other NCSBN jurisdictions. The data for all NCSBN jurisdictions is available on the FBON website, labeled as Report 6 - Number and Percent Passing of First-Time Candidates Educated in BON/RB Jurisdictions, By Degree Type. The 2024 annual Report 6 for Florida's RN programs and PN programs can be found by accessing the following link: <https://floridasnursing.gov/education-and-training-programs/>.

Limitations

Annual data for the NCLEX-RN and NCLEX-PN were recorded by NCSBN and securely transferred to the Florida Center for Nursing. The Florida Center for Nursing does not collect NCLEX data and has no way to validate the individualized, deidentified data variables of graduation date, education program, or education program jurisdiction, which are self-reported by each test-taker at the time of testing. Additionally, the graduation dates are indicated as month/year only, so the FCN data analysis approximates graduation dates to the first of the month.

When exams encounter delivery issues or require further investigation, the results are placed on hold by NCSBN and, as a result, are not available for inclusion in any reports, including the NCLEX Report 6 and the NCSBN statistical sheet. Additionally, Nursing Regulatory Bodies (NRBs) may void exams for various reasons, further contributing to potential fluctuations in the total number of annual exams. The FCN data analysis of 2024 NCLEX data is conducted based on the data received in reports from the NCSBN

and FBON. The numbers included in each report sent to the FCN reflected the most up-to-date and accurate numbers at the time the report was generated, adding to potential fluctuations in findings.

The Florida Center for Nursing works to continuously improve processes year-to-year. The past year's work identified the need to reclassify institutional characteristics for four of the 514 nursing education programs: two programs changed profit type, and two programs changed from BSN to MSN.

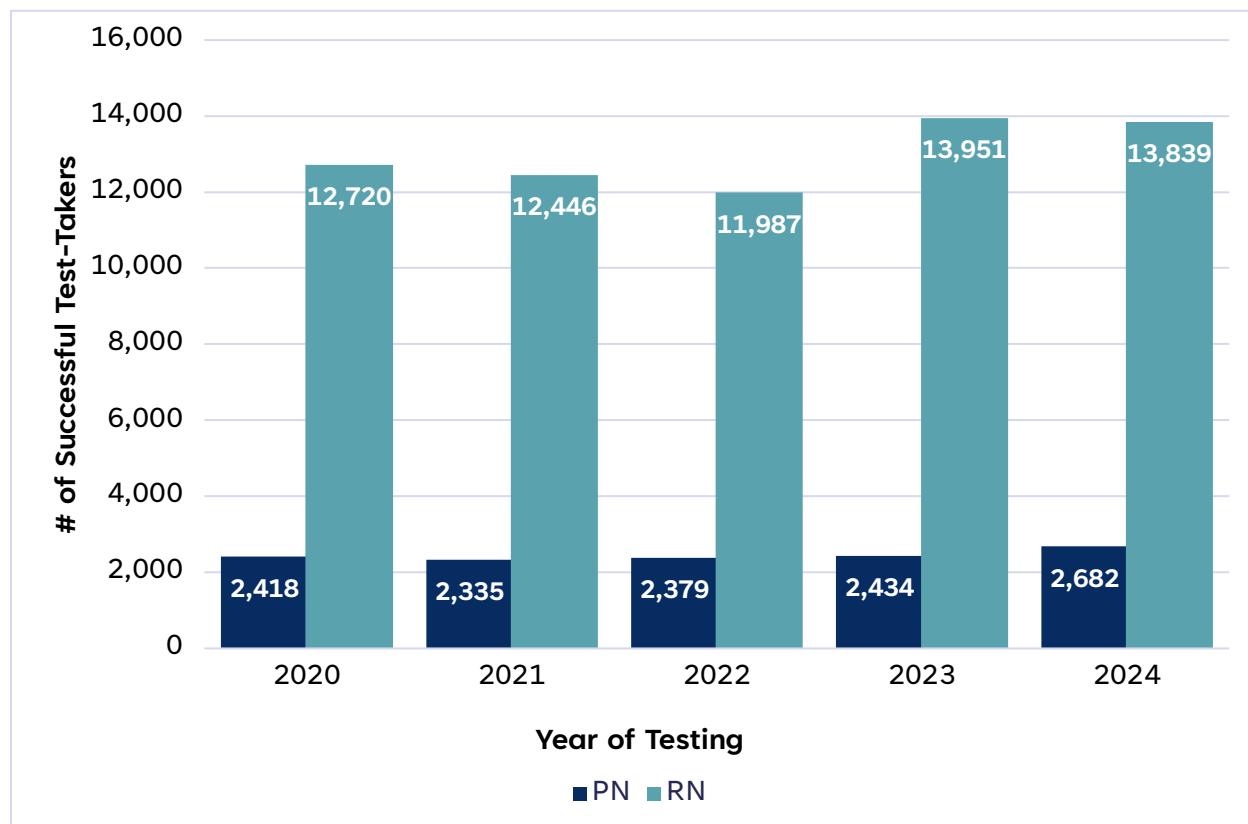
Findings

In 2024, Florida produced 19,623 test-takers from more than 374 prelicensure nursing education programs (47 of those programs are not currently active). This is equivalent to 8.73% of the nation's 186,686 first-time, U.S.-educated NCLEX-RN test-takers and 6.57% of the nation's 50,570 first-time, U.S.-educated 2024 NCLEX-PN test-takers.

In 2024, Florida had fewer total NCLEX-RN test-takers compared to 2023, with a higher pass rate, producing almost the same number of new nurses. The figure below demonstrates the number of successful NCLEX-RN and NCLEX-PN test-takers from 2020 through 2024.

Figure 2.1

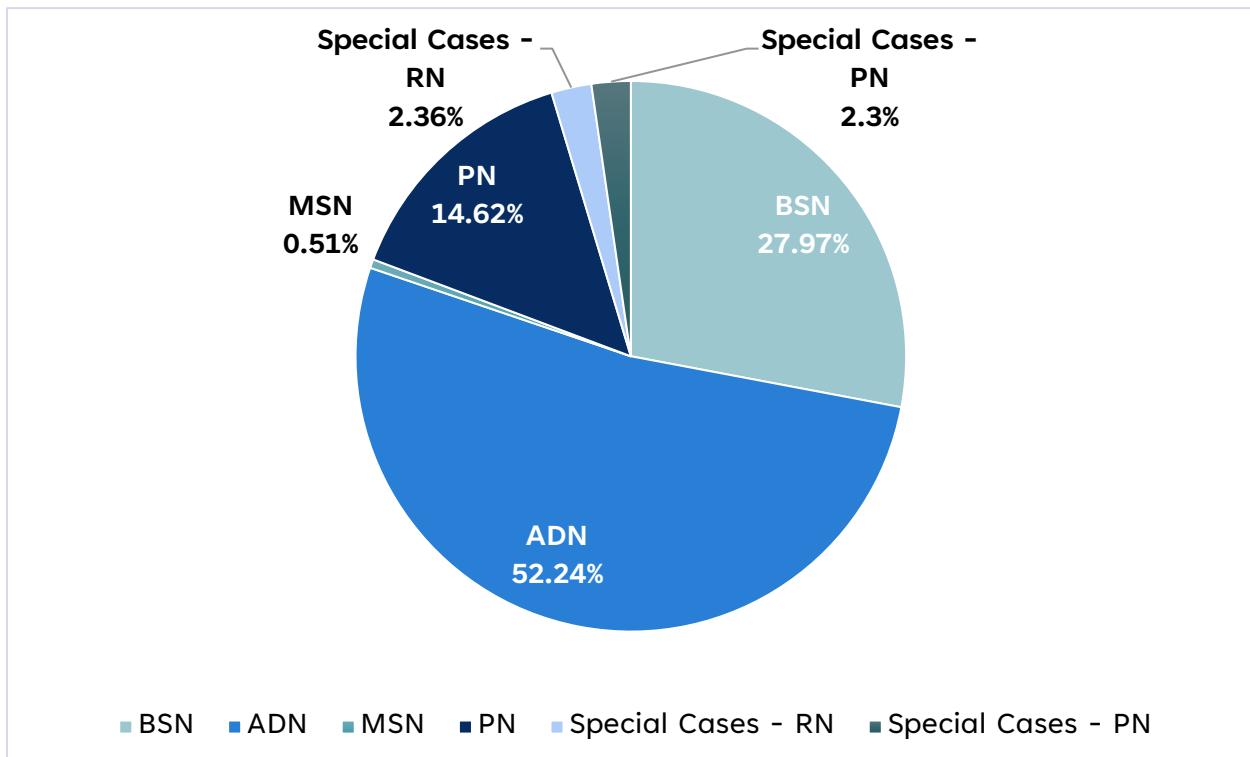
Number of Successful NCLEX-RN and NCLEX-PN Test-Takers Over Time



The associate degree programs in Florida produced more than all other types of prelicensure PN and RN programs combined. The figure below exhibits that 52% of Florida’s NCLEX test-takers were graduates of associate degree RN education programs, 28% of Florida’s NCLEX test-takers were graduates of baccalaureate degree RN education programs, and 15% of Florida’s NCLEX test-takers were graduates of PN education programs.

Figure 2.2

Florida’s 2024 NCLEX-RN and NCLEX-PN Test-Takers by Program Type



In 2024, there were 357 NCLEX-RN test-takers from closed programs and 76 NCLEX-PN test-takers from closed programs. The total of 433 test-takers from closed programs in 2024 is a statistically significant ($p < 0.0001$) decrease from the 2023 total of 1,051 test-takers from closed programs (796 NCLEX-RN test-takers and 255 NLCEX-PN test-takers).

In 2024, Florida contributed 462 of the nation’s 545 NCLEX-RN test-takers with special program codes. The 2024 pass rate for Florida’s test-takers with special program codes was 35.06%.

NCLEX Pass Rates

Florida's 2024 first-time NCLEX-RN pass rate was 84.9%, below the national average of 91.16%. Florida's 2024 first-time NCLEX-PN pass rate was 80.78%, below the national average of 88.38%.

The following table presents the number of first-time, U.S.-educated NCLEX-RN and NCLEX-PN test-takers and percent passing, by type of candidate, over each quarter of calendar year 2024.

Table 2.1.

Florida's 2024 NCLEX-RN and NCLEX-PN Statistics

2024											
RN		Jan - March		April - June		July - Sept		Oct - Dec		YTD Total	
First-time educated		Count	Pass Rate	Count	Pass Rate	Count	Pass Rate	Count	Pass Rate	Count	Pass Rate
Diploma	FL	0	-	0	-	0	-	0	-	0	-
	U.S.	576	94.1%	867	92.85%	693	88.6%	286	83.57%	2,422	90.83%
Baccalaureate Degree	FL	1,513	93.26%	1,472	92.26%	1,755	90.31%	748	81.02%	5,488	90.38%
	U.S.	26,913	94.61%	34,407	93.52%	28,427	90.24%	9,431	83.51%	99,178	91.92%
Associate Degree	FL	3,132	89.81%	2,509	84.26%	2,872	82.8%	1,738	75.66%	10,251	84.09%
	U.S.	24,306	93.98%	30,985	92.05%	21,405	88.1%	7,847	81.51%	84,543	90.63%
Masters of Science Degree	FL	12	91.67%	36	94.44%	29	100%	24	95.83%	101	96.04%
	U.S.	-	-	-	-	-	-	-	-	-	-
Invalid or Special Codes	FL	138	38.41%	106	34.91%	100	39%	119	27.73%	463	34.99%
	U.S.	151	39.07%	126	37.3%	128	41.41%	138	29.71%	543	36.83%
Total	FL	4,795	89.43%	4,123	85.93%	4,756	84.76%	2,629	75.2%	16,303	84.89%
	U.S.	51,946	94.15%	66,385	92.72%	50,653	99.19%	17,702	82.21%	168,686	91.16%
PN		Jan - March		April - June		July - Sept		Oct - Dec		YTD Total	
First-time educated		Count	Pass Rate	Count	Pass Rate	Count	Pass Rate	Count	Pass Rate	Count	Pass Rate
Total	FL	833	85.35%	650	78.62%	973	84.89%	864	73.38%	3,320	80.78%
	U.S.	12,844	91.09%	10,809	88.31%	16,333	90.04%	10,584	82.6%	50,570	88.38%

For more than 10 years, Florida has consistently performed below the national average. The following figures display Florida’s NCLEX-RN and NCLEX-PN pass rates compared to the national pass rates from 2013 through 2024. The gap between rates was widest in 2020, when Florida’s NCLEX-RN pass rate was 17.74 percentage points below the national pass rate, and in 2021, when Florida’s NCLEX-PN pass rate was 17.05 percentage points below the national pass rate. In 2024, the gap between Florida’s NCLEX-RN pass rate and the national pass rate decreased to 6.26 percentage points, and the gap between Florida’s NCLEX-PN pass rate and the national pass rate decreased to 7.6 percentage points.

Figure 2.3

FL and U.S. NCLEX-RN Pass Rates 2013-2024

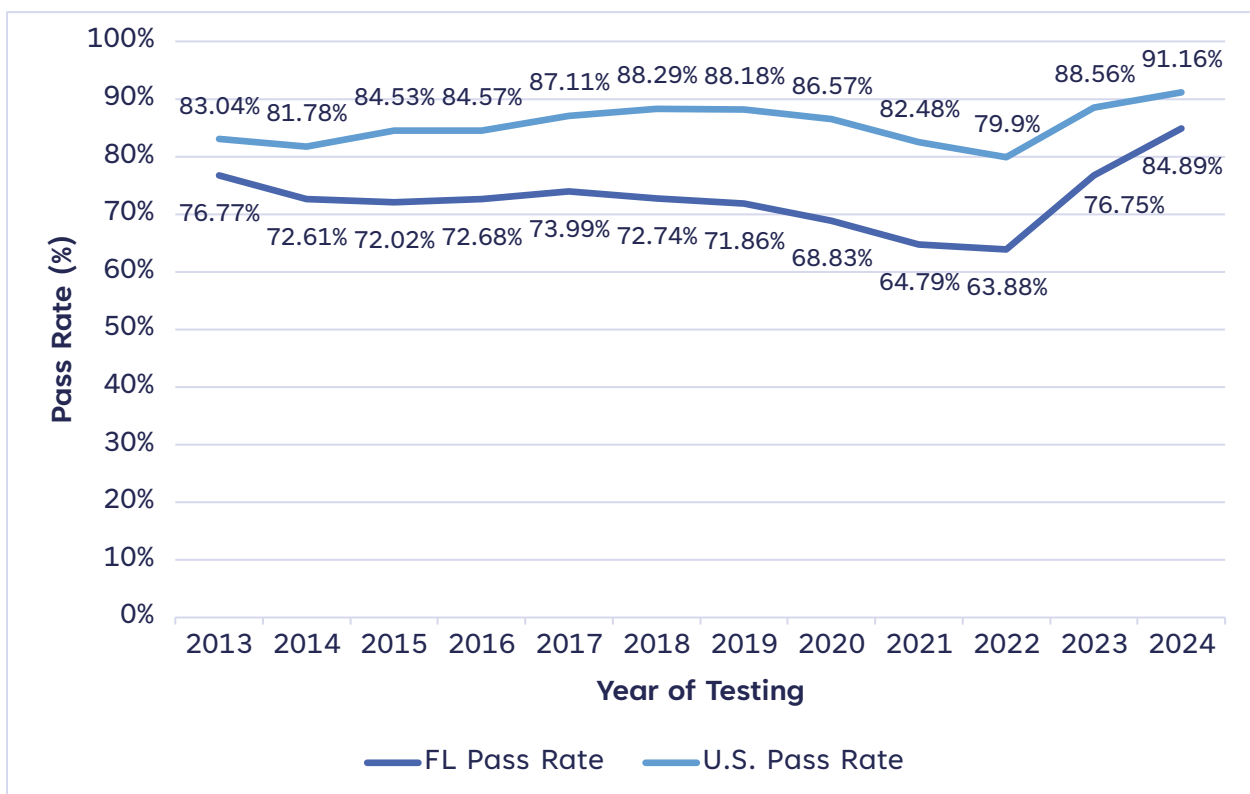
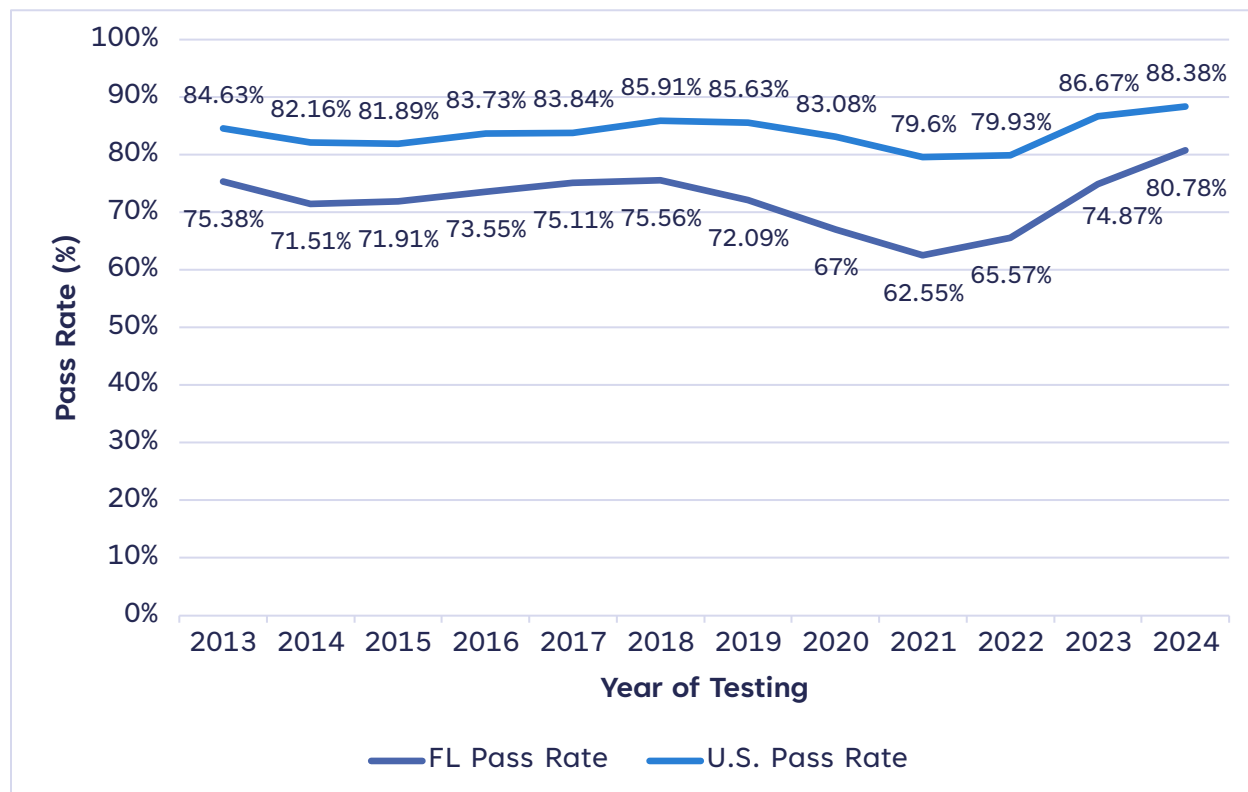


Figure 2.4

FL and U.S. NCLEX-PN Pass Rates 2013-2024



Data from the past five years demonstrate that Florida had the greatest number of NCLEX-RN and NCLEX-PN test-takers during 2021, also the year with the largest gap between Florida and U.S. pass rates. The table and figures below compare the number of test-takers and pass rates over the past five years.

Table 2.2

Number of Florida Test-Takers Compared to NCLEX-RN and NCLEX-PN Pass Rate 2020-2024

RN	2020	2021	2022	2023	2024
Number of Test-Takers	18,480	19,210	18,764	18,178	16,303
FL Pass Rate	68.83%	64.79%	63.88%	76.75%	84.89%
U.S. Pass Rate	86.57%	82.48%	79.9%	88.56%	91.16%
PN	2020	2021	2022	2023	2024
Number of Test-Takers	3,609	3,733	3,628	3,251	3,320
FL Pass Rate	67%	62.55%	65.57%	74.87%	80.78%
U.S. Pass Rate	83.08%	79.6%	79.93%	86.67%	88.38%

Figure 2.5

FL NCLEX-RN Pass Rates and Number of Test-Takers 2020-2024

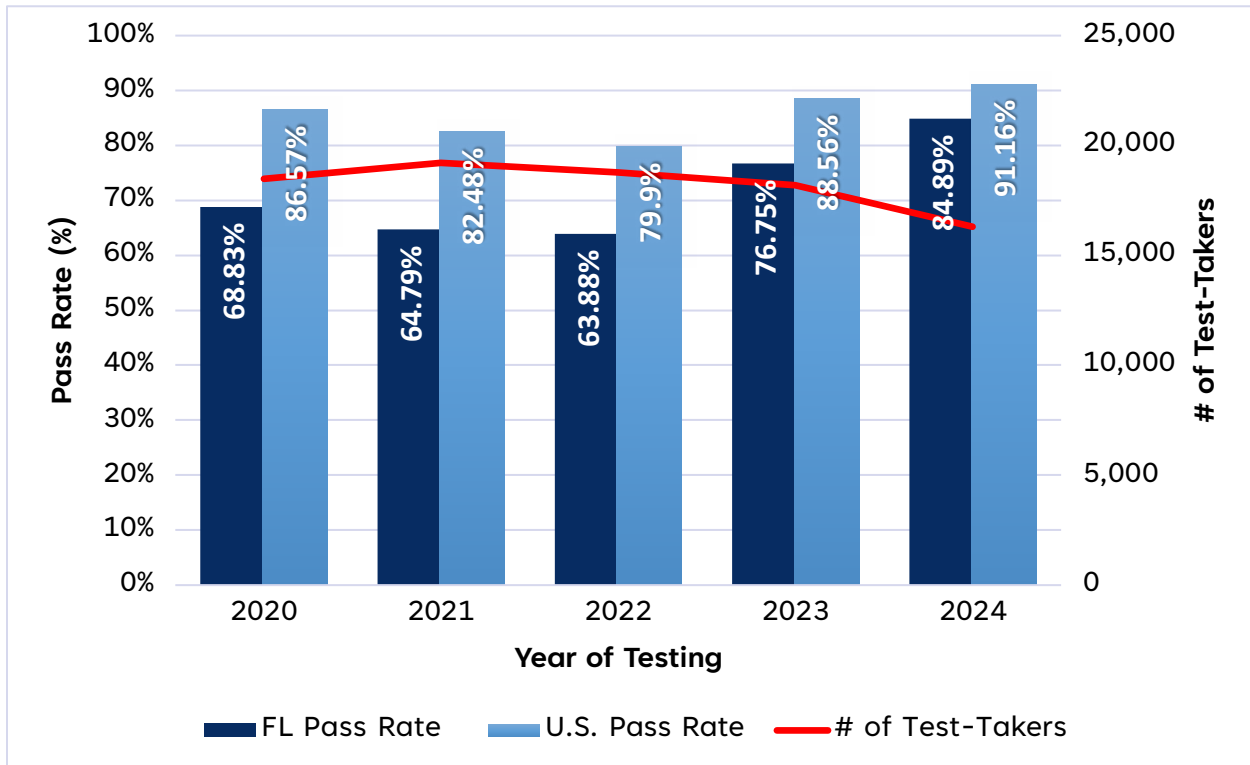
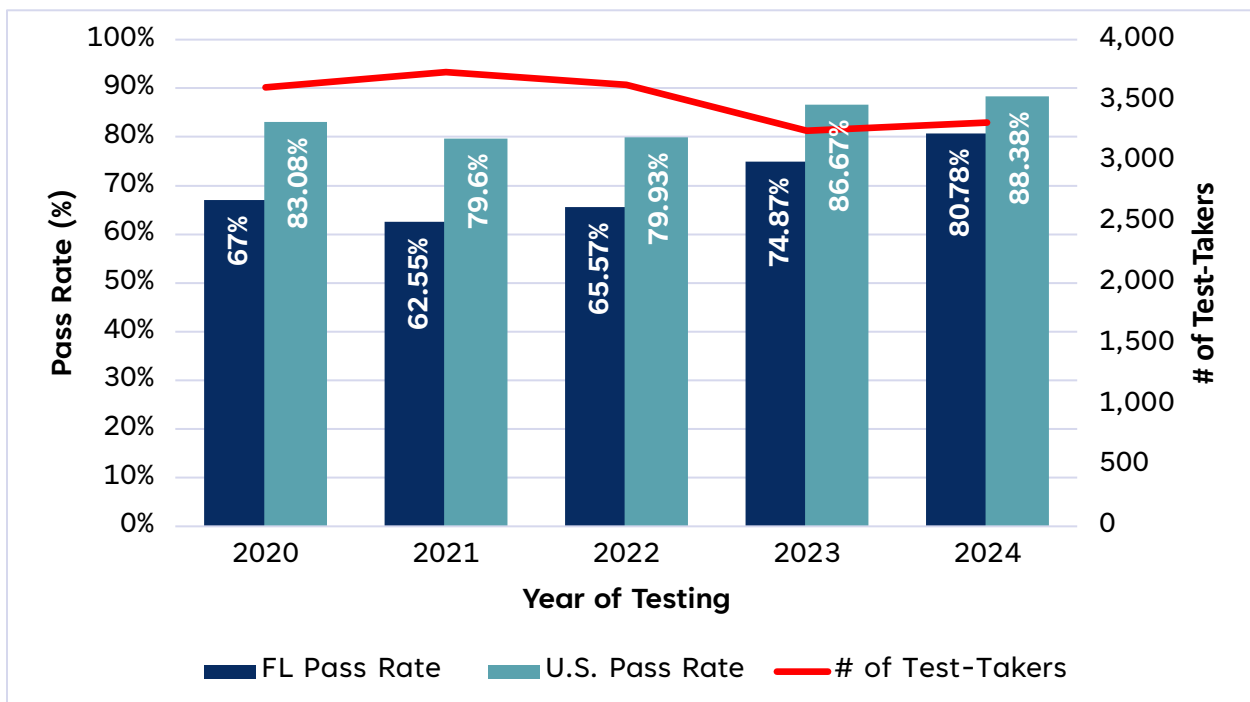


Figure 2.6

FL NCLEX-PN Pass Rates and Number of Test-Takers 2020-2024



Comparison of Jurisdictions and Pass Rates

When compared to other jurisdictions, Florida’s NCLEX–RN pass rates ranked 52 out of 55 and Florida’s NCLEX–PN pass rates ranked 52 out of 54. Florida had the most NCLEX–RN test-takers of all jurisdictions. The following tables provide the complete rank ordering of U.S. jurisdictions for NCLEX–RN and NCLEX–PN pass rates.

Table 2.3

NCLEX–RN Rank Ordering of Jurisdictions

2024 NCLEX–RN			
Rank	Jurisdiction	Number of Test-Takers	2024 Pass Rate
1	Guam Board of Nurse Examiners	32	96.88%
2	New Hampshire Board of Nursing	836	96.53%
3	North Dakota Board of Nursing	591	96.45%
4	Nebraska Health and Human Services System	1,151	95.22%
5	Tennessee Board of Nursing	4,074	94.89%
6	Wyoming State Board of Nursing	326	94.79%
7	South Carolina State Board of Nursing	2,964	94.7%
8	Massachusetts Board of Registration in Nursing	3,768	94.16%
9	Pennsylvania State Board of Nursing	8,058	94.11%
10	North Carolina Board of Nursing	4,830	94.08%
11	Arizona Board of Nursing	4,660	93.71%
12	Kansas State Board of Nursing	1,750	93.54%
13	Louisiana State Board of Nursing	2,516	93.52%
14	Colorado Board of Nursing	2,279	93.42%
15	Alabama Board of Nursing	3,745	93.38%
16	Delaware Board of Nursing	520	93.27%
17	South Dakota Board of Nursing	727	93.26%
18	Missouri Board of Nursing	3,751	93.2%
19	Vermont State Board of Nursing	391	93.09%
20	Maryland Board of Nursing	2,733	93.01%
21	Mississippi Board of Nursing	2,118	92.97%
22	Iowa Board of Nursing	2,091	92.83%
23	WV Board of Examiners for RNs	1,621	92.78%
24	Texas Board of Nursing	15,327	92.75%
25	California Board of Registered Nursing	15,495	92.71%
26	Montana State Board of Nursing	689	92.6%
27	Wisconsin Department of Safety & Professional Services	4,068	92.45%
28	Idaho Board of Nursing	1,071	92.44%

29	Virginia Board of Nursing	4,916	92.29%
30	Washington State Board of Nursing	2,822	92.2%
31	Oregon State Board of Nursing	1,832	92.19%
32	Georgia Board of Nursing	5,135	92.07%
33	Michigan Board of Nursing	4,915	91.98%
34	Maine State Board of Nursing	935	91.98%
35	Rhode Island Board of Nurse Registration and Nursing Education	762	91.86%
36	Indiana State Board of Nursing	4,140	91.76%
37	Connecticut Board of Examiners for Nursing	2,163	91.68%
38	Alaska Board of Nursing	285	91.58%
-	National Average	186,750	91.17%
39	Arkansas State Board of Nursing	2,332	91.12%
40	New Mexico Board of Nursing	1,000	90.8%
41	New Jersey Board of Nursing	4,475	90.48%
42	District of Columbia Board of Nursing	283	90.46%
43	Nevada State Board of Nursing	1,991	90.21%
44	Ohio Board of Nursing	8,715	89.55%
45	Minnesota Board of Nursing	3,485	89.41%
46	Hawaii Board of Nursing	480	88.75%
47	Kentucky Board of Nursing	3,551	88.71%
48	Oklahoma Board of Nursing	2,350	88.38%
49	New York State Board of Nursing	10,927	87.58%
50	Illinois Board of Nursing	6,911	87.35%
51	Utah Board of Nursing	3,808	86.45%
52	Florida Board of Nursing	16,301	84.9%
53	American Samoa Health Services Regulatory Board	3	66.67%
54	Virgin Islands Board of Nurse Licensure	30	66.67%
55	Northern Mariana Islands Board of Nursing	21	52.38%

Table 2.4*NCLEX-PN Rank Ordering of Jurisdictions*

2024 NCLEX-PN			
Rank	Jurisdiction	Number of Test-Takers	2024 Pass Rate
1	Guam Board of Nurse Examiners	17	100%
2	Montana State Board of Nursing	48	100%
3	Wyoming State Board of Nursing	128	100%
4	Vermont State Board of Nursing	161	99.38%
5	North Dakota Board of Nursing	145	98.62%
6	Utah Board of Nursing	854	97.31%
7	Idaho Board of Nursing	139	97.12%
8	South Carolina State Board of Nursing	651	97.08%
9	Alabama Board of Nursing	1,336	96.93%
10	Delaware Board of Nursing	124	96.77%
11	Iowa Board of Nursing	773	96.64%
12	Alaska Board of Nursing	26	96.15%
13	Maryland Board of Nursing	258	96.12%
14	Nebraska Health and Human Services System	304	96.05%
15	South Dakota Board of Nursing	257	95.33%
16	Wisconsin Department of Safety & Professional Services	970	95.05%
17	North Carolina Board of Nursing	976	94.67%
18	Indiana State Board of Nursing	741	93.79%
19	Arizona Board of Nursing	497	93.76%
20	Texas Board of Nursing	3,476	93.24%
21	District of Columbia Board of Nursing	29	93.1%
22	Washington State Board of Nursing	423	92.91%
23	Missouri Board of Nursing	993	92.45%
24	Arkansas State Board of Nursing	793	92.43%
25	Kansas State Board of Nursing	685	92.12%
26	Tennessee Board of Nursing	1,258	91.97%
27	Massachusetts Board of Registration in Nursing	702	91.74%
28	Louisiana State Board of Practical Nurse Examiners	1,056	91.57%
29	Georgia Board of Nursing	937	91.57%
30	Kentucky Board of Nursing	711	91%
31	Illinois Board of Nursing	1,456	90.59%
32	Mississippi Board of Nursing	871	90.36%
33	Maine State Board of Nursing	40	90%

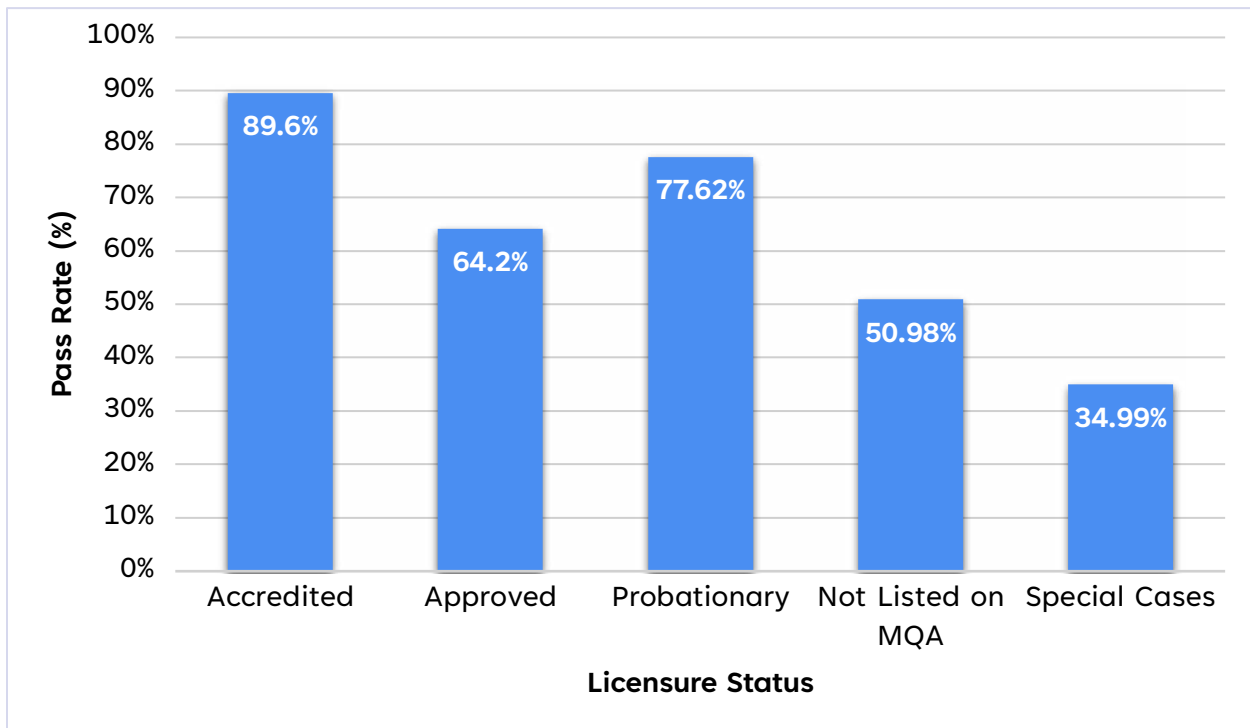
Rank	Jurisdiction	Number of Test-Takers	2024 Pass Rate
34	Oklahoma Board of Nursing	1,280	89.45%
35	New Hampshire Board of Nursing	215	89.3%
36	WV Board of Examiners for LPNs	368	88.86%
37	Virginia Board of Nursing	1,550	88.77%
38	Nevada State Board of Nursing	121	88.43%
-	National Average	50,567	88.38%
39	Hawaii Board of Nursing	74	87.84%
40	Minnesota Board of Nursing	755	87.55%
41	New Mexico Board of Nursing	161	86.96%
42	Oregon State Board of Nursing	499	86.77%
43	Pennsylvania State Board of Nursing	1,983	86.54%
44	Rhode Island Board of Nurse Registration and Nursing Education	310	85.48%
45	New York State Board of Nursing	2,212	85.22%
46	Connecticut Board of Examiners for Nursing	454	85.02%
47	Michigan Board of Nursing	1,117	84.69%
48	California Board of Vocational Nursing & Psychiatric Technicians	8,755	83.84%
49	Colorado Board of Nursing	407	83.29%
50	New Jersey Board of Nursing	1,707	82.84%
51	Ohio Board of Nursing	3,436	82.54%
52	Florida Board of Nursing	3,320	80.78%
53	American Samoa Health Services Regulatory Board	6	50%
54	Virgin Islands Board of Nurse Licensure	2	50%

Comparison of Program License Status and Pass Rates

Section 464.019, Florida Statutes, requires nursing education programs that prepare students for the practice of professional nursing to become accredited by a nursing specialty accreditation agency. Approved RN education programs must become an accredited program within five years after the date of enrolling the program's first students. Prelicensure RN education programs with a nursing specialty accreditation demonstrate higher pass rates than approved prelicensure nursing education programs.

Figure 2.7

2024 NCLEX-RN Pass Rates by Program Licensure Status



In 2024, Florida had 237 prelicensure RN education programs with test-takers. The table below identifies the licensure status, number of test-takers, and pass rates of the aggregated programs.

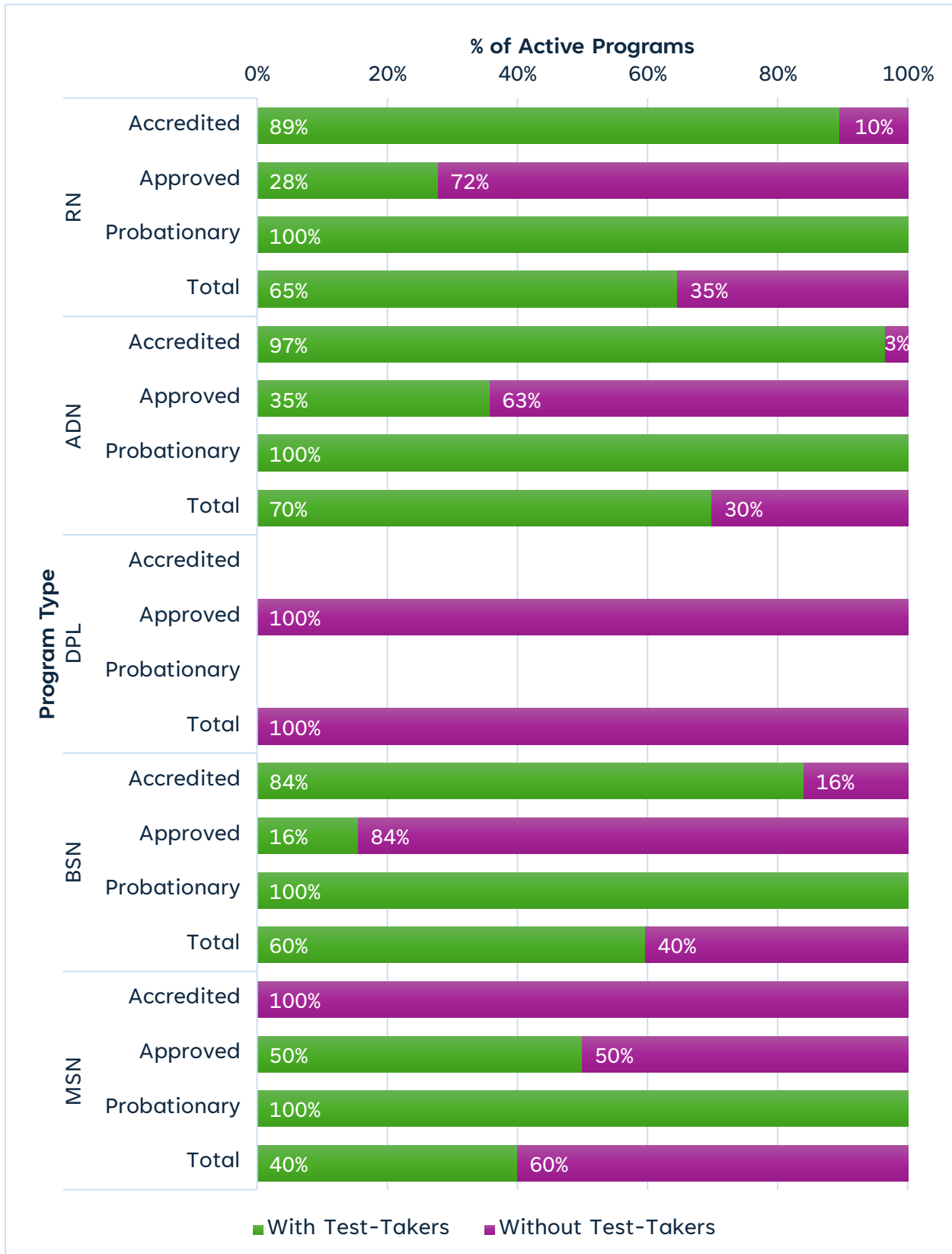
Table 2.5
2024 Prelicensure RN Programs with Test-Takers, Licensure Status, Number of Test-Takers, and Pass Rates

2024			
License Status	Number of Programs	Number of Test-Takers	Pass Rate
Accredited	146	12,981	89.6%
Approved	37	581	64.2%
Probationary	23	1,921	77.62%
Not Listed on MQA	31	357	50.98%
Special Cases	-	463	34.99%
Total	237	16,303	

When evaluating the active prelicensure RN education programs, it is noted that not all active programs produced test-takers in 2024. Specifically, 72% of the approved RN programs did not have NCLEX-RN test-takers in 2024. The figure below compares active prelicensure RN education programs by licensure status and identifies the percentage of programs with test-takers and the percentage of programs without test-takers.

Figure 2.8

Active Prelicensure RN Education Programs: Test-Taker Comparison



Comparison of Institutional Characteristics and Pass Rates

Pass rates for public; private, nonprofit; and private, for-profit institutions were trended over time. The following tables compare pass rates for Florida’s public and private institutions from 2020 through 2024. In 2024, Florida’s public RN and PN prelicensure education programs produced the greatest number of test-takers and achieved higher NCLEX pass rates than private, nonprofit and private ,for-profit prelicensure education programs.

The following tables compare trended data from 2020 through 2024 to demonstrate changes over time in the number of programs, number of test-takers, and pass rates for prelicensure RN and PN education programs. Prelicensure RN education programs are further analyzed by degree type: Bachelor of Science in Nursing (BSN), Associate Degree in Nursing (ADN), and Master of Science in Nursing (MSN).

Table 2.6
2024 RN Prelicensure Education Programs, Test-Takers, and Pass Rates by Institutional Characteristics

Year		Public	Private, Nonprofit	Private, For-Profit	Special Cases
2020	Number of RN Programs	42	54	137	-
	Number of RN Test-Takers	6,446	2,901	9,104	29
	NCLEX-RN Pass Rate	89.17%	84.45%	49.6%	20.69%
2021	Number of RN Programs	42	59	147	-
	Number of RN Test-Takers	6,655	2,808	9,679	68
	NCLEX-RN Pass Rate	83.77%	80.88%	47.26%	38.24%
2022	Number of RN Programs	42	64	149	-
	Number of RN Test-Takers	6,513	2,959	8,284	1,008
	NCLEX-RN Pass Rate	79.59%	78.84%	51.47%	20.44%
2023	Number of RN Programs	42	66	133	-
	Number of RN Test-Takers	7,031	2,920	6,931	1,296
	NCLEX-RN Pass Rate	87.63%	87.47%	71.37%	22.3%
2024	Number of RN Programs	42	66	129	-
	Number of RN Test-Takers	7,185	3,059	5,596	463
	NCLEX-RN Pass Rate	89.83%	89.8%	79.99%	34.99%

Table 2.7

2024 BSN Prelicensure Education Programs, Test-Takers, and Pass Rates by Institutional Characteristics

Year		Public	Private, Nonprofit	Private, For-Profit
2020	Number of BSN Programs	11	32	23
	Number of BSN Test-Takers	1,473	2,009	1,151
	BSN NCLEX Pass Rate	93.89%	85.37%	80.1%
2021	Number of BSN Programs	11	36	29
	Number of BSN Test-Takers	1,606	2,057	1,402
	BSN NCLEX Pass Rate	88.73%	81.33%	73.68%
2022	Number of BSN Programs	11	40	31
	Number of BSN Test-Takers	1,629	2,152	1,548
	BSN NCLEX Pass Rate	83%	80.99%	67.89%
2023	Number of BSN Programs	11	45	30
	Number of BSN Test-Takers	1,900	2,099	1,506
	BSN NCLEX Pass Rate	91.74%	87.52%	83.2%
2024	Number of BSN Programs	11	43	28
	Number of BSN Test-Takers	2,050	2,110	1,328
	BSN NCLEX Pass Rate	93.56%	91.23%	84.11%

Table 2.8

2024 ADN Prelicensure Education Programs, Test-Takers, and Pass Rates by Institutional Characteristics

Year		Public	Private, Nonprofit	Private, For-Profit
2020	Number of ADN Programs	31	22	112
	Number of ADN Test-Takers	4,973	892	7,884
	ADN NCLEX Pass Rate	87.77%	82.4%	44.99%
2021	Number of ADN Programs	31	23	116
	Number of ADN Test-Takers	5,049	751	8,150
	ADN NCLEX Pass Rate	82.19%	79.63%	42.26%
2022	Number of ADN Programs	31	24	116
	Number of ADN Test-Takers	4,884	807	6,527
	ADN NCLEX Pass Rate	78.46%	73.11%	47.11%
2023	Number of ADN Programs	31	21	101
	Number of ADN Test-Takers	5,131	821	5,272
	ADN NCLEX Pass Rate	86.1%	87.33%	68.02%
2024	Number of ADN Programs	31	22	100
	Number of ADN Test-Takers	5,135	946	4,170
	ADN NCLEX Pass Rate	88.33%	86.58%	78.3%

Table 2.9

2024 MSN Prelicensure Education Programs, Test-Takers, and Pass Rates by Institutional Characteristics

Year		Public	Private, Nonprofit	Private, For-Profit
2020	Number of MSN Programs	0	0	1
	Number of MSN Test-Takers	0	0	69
	MSN NCLEX Pass Rate	-	-	68.12%
2021	Number of MSN Programs	0	0	1
	Number of MSN Test-Takers	0	0	126
	MSN NCLEX Pass Rate	-	-	76.98%
2022	Number of MSN Programs	0	0	1
	Number of MSN Test-Takers	0	0	204
	MSN NCLEX Pass Rate	-	-	67.16%
2023	Number of MSN Programs	0	0	1
	Number of MSN Test-Takers	0	0	139
	MSN NCLEX Pass Rate	-	-	74.82%
2024	Number of MSN Programs	0	1	1
	Number of MSN Test-Takers	0	3	98
	MSN NCLEX Pass Rate	-	100%	95.92%

Table 2.10

2024 PN Prelicensure Education Programs, Test-Takers, and Pass Rates by Institutional Characteristics

Year		Public	Private, Nonprofit	Private, For-Profit	Special Cases
2020	Number of PN Programs	57	3	74	-
	Number of PN Test-Takers	1,705	77	1,670	157
	NCLEX-PN Pass Rate	81.58%	84.42%	49.58%	85.35%
2021	Number of PN Programs	57	3	79	-
	Number of PN Test-Takers	1,712	77	1,735	209
	NCLEX-PN Pass Rate	78.91%	90.91%	43.4%	77.03%
2022	Number of PN Programs	56	4	90	-
	Number of PN Test-Takers	1,524	115	1,555	434
	NCLEX-PN Pass Rate	80.91%	79.13%	51.19%	59.68%
2023	Number of PN Programs	57	5	71	-
	Number of PN Test-Takers	1,438	128	1,158	527
	NCLEX-PN Pass Rate	88.18%	88.28%	61.23%	65.28%
2024	Number of PN Programs	56	6	75	-
	Number of PN Test-Takers	1,578	116	1,175	451
	NCLEX-PN Pass Rate	88.15%	85.34%	75.4%	67.85%

Comparison of Time from Graduation to Test-Taking and Pass Rates

Candidates who completed the NCLEX within the first month after graduation had the highest pass rates. Candidates who waited two months after graduation to test had lower pass rates than those who had a test date closer to their graduation date. The more time that passed from graduation to date of test, the lower the pass rates. This finding is consistent when evaluating data from 2020 through 2024.

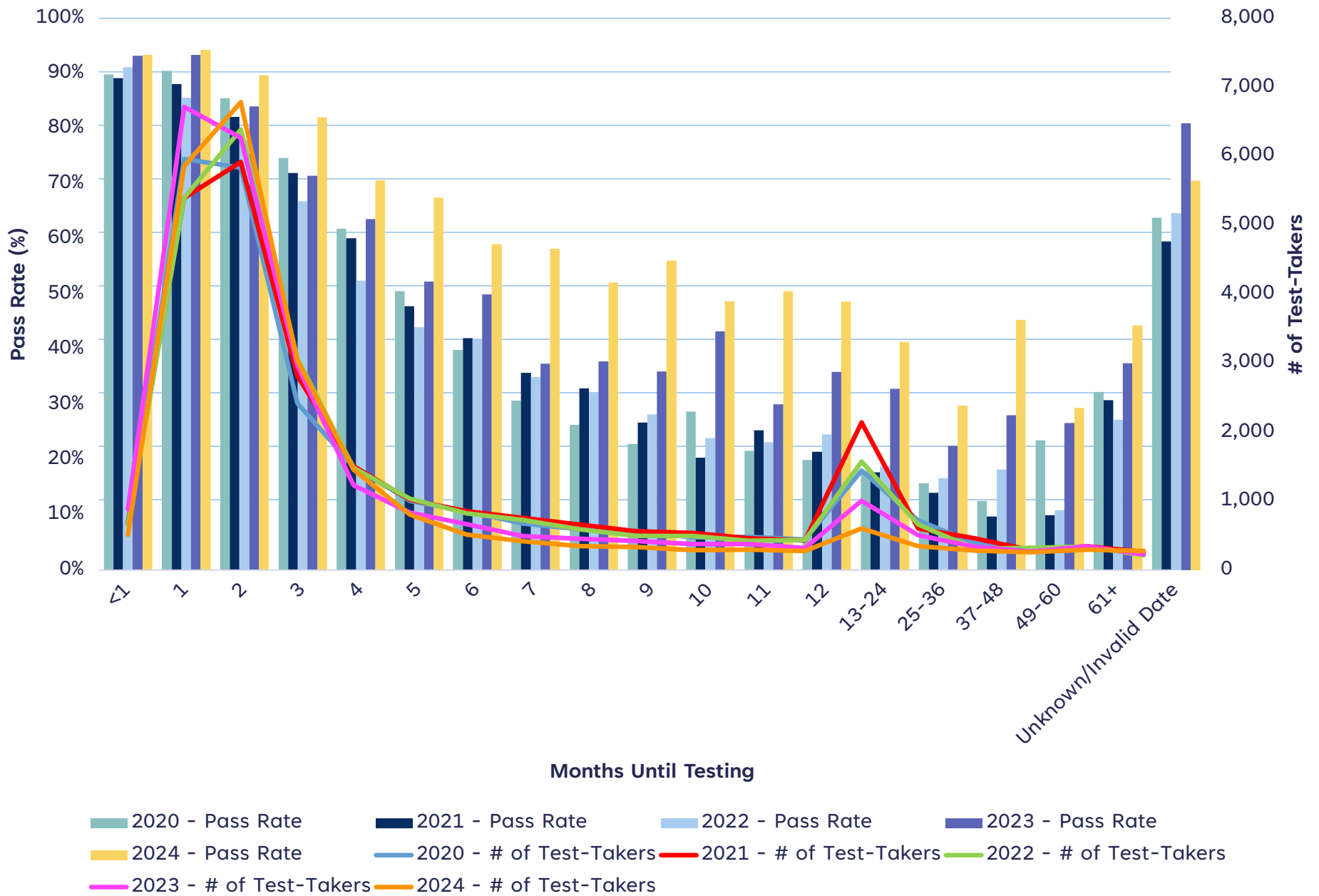
Table 2.11

2024 Length of Time from Graduation to Test-Taking and FL NCLEX-RN and NCLEX-PN Pass Rates

2024		
Months Since Graduation	Number of Test-Takers	Pass Rate
<1	316	93.35%
1	5,832	94.32%
2	6,784	89.67%
3	2,922	82.07%
4	1,286	70.61%
5	610	67.54%
6	313	59.11%
7	218	58.26%
8	140	52.14%
9	132	56.06%
10	80	48.75%
11	89	50.56%
12	72	48.61%
13-24	406	41.38%
25-36	141	29.79%
37-48	75	45.33%
49-60	51	29.41%
61+	88	44.32%
Unknown/Invalid Date	68	70.59%

Figure 2.9

FL NCLEX-RN and NCLEX-PN Pass Rates by Months from Graduation to Testing 2020-2024



Comparison of Test-Taking Jurisdiction and Pass Rates

The majority of Florida-educated NCLEX test-takers completed the NCLEX in the jurisdiction of their prelicensure nursing education program. However, some test-takers completed the NCLEX in a jurisdiction other than Florida. The table below lists the testing jurisdiction, number of test-takers, and pass rates from 2020 through 2024 for all Florida-educated NCLEX candidates. The most common jurisdictions for Florida-educated candidates to test outside of Florida included North Carolina, California, New York, Hawaii, and Georgia. It is noted that the number of Florida-educated candidates completing the NCLEX in New York decreased from 2,026 candidates in 2020 to 76 candidates in 2024.

Table 2.12

Florida-Educated Candidates' NCLEX-RN and NCLEX-PN Test-Taking Jurisdiction and Pass Rates

	2020		2021		2022		2023		2024	
	Test-Takers	Pass Rate	Test-Takers	Pass Rate	Test-Takers	Pass Rate	Test-Takers	Pass Rate	Test-Takers	Pass Rate
AK	3	66.67%	3	33.33%	2	100%	0	-	0	-
AL	26	88.46%	43	65.12%	27	77.78%	28	75%	29	89.66%
AR	4	100%	1	100%	5	40%	1	100%	0	-
AZ	7	100%	8	50%	8	87.5%	4	75%	3	100%
CA	41	70.73%	71	66.2%	110	57.27%	115	53.04%	134	73.88%
CO	16	100%	14	100%	17	76.47%	15	46.67%	11	81.82%
CT	13	84.62%	18	61.11%	22	27.27%	17	47.06%	9	88.89%
DC	8	100%	13	92.31%	12	91.67%	12	100%	14	92.86%
DE	57	24.56%	3	0%	9	33.33%	3	66.67%	3	100%
FL	19,022	74.94%	19,731	70.44%	20,395	67.06%	20,258	77.78%	18,839	84.79%
GA	102	68.63%	76	71.05%	110	49.09%	79	70.89%	47	78.72%
HI	197	17.77%	116	17.24%	144	20.14%	101	34.65%	65	33.85%
IA	2	50%	9	33.33%	3	33.33%	2	100%	1	100%
ID	2	100%	1	100%	2	50%	1	100%	0	-
IL	14	64.29%	15	80%	27	62.96%	22	81.82%	11	100%
IN	12	75%	18	50%	19	42.11%	11	63.64%	4	100%
KS	1	100%	4	100%	5	80%	2	100%	4	75%
KY	1	0%	6	66.67%	34	29.41%	14	42.86%	3	66.67%
LA	2	100%	4	100%	3	100%	1	100%	2	100%
MA	15	80%	17	70.59%	17	76.47%	20	100%	10	90%
MD	9	77.78%	9	77.78%	13	61.54%	20	70%	10	80%
ME	3	100%	1	100%	3	100%	3	100%	2	100%
MI	18	77.78%	24	54.17%	34	61.76%	13	92.31%	12	83.33%
MN	6	50%	13	69.23%	11	54.55%	18	50%	10	80%

	2020		2021		2022		2023		2024	
	Test-Takers	Pass Rate	Test-Takers	Pass Rate	Test-Takers	Pass Rate	Test-Takers	Pass Rate	Test-Takers	Pass Rate
MO	7	85.71%	8	62.5%	7	71.43%	6	100%	6	83.33%
MP	1	100%	1	100%	0	-	1	100%	0	-
MS	2	100%	7	71.43%	0	-	4	50%	2	100%
MT	2	50%	4	50%	1	100%	5	80%	1	0%
NC	76	56.58%	107	39.25%	157	23.57%	189	29.63%	135	37.04%
ND	0	-	2	100%	1	100%	2	50%	1	0%
NE	2	100%	0	-	0	-	0	-	1	100%
NH	5	100%	3	66.67%	2	0%	4	0%	2	100%
NJ	24	87.5%	23	78.26%	23	82.61%	17	100%	24	95.83%
NM	1	0%	2	50%	2	100%	0	-	2	100%
NV	3	100%	3	66.67%	4	100%	2	100%	4	100%
NY	2,026	17.52%	2,020	16.88%	909	18.7%	221	40.72%	76	86.84%
OH	20	50%	69	24.64%	68	23.53%	83	42.17%	39	38.46%
OK	1	100%	1	0%	4	25%	2	50%	1	100%
OR	8	87.5%	8	87.5%	15	93.33%	12	83.33%	6	100%
PA	52	38.46%	46	45.65%	29	68.97%	23	86.96%	21	95.24%
RI	5	80%	6	50%	4	25%	1	100%	3	100%
SC	7	85.71%	7	71.43%	12	58.33%	21	76.19%	7	100%
SD	2	50%	1	100%	0	-	0	-	0	-
TN	12	91.67%	15	93.33%	13	100%	19	89.47%	12	66.67%
TX	164	34.15%	249	25.7%	54	59.26%	20	90%	24	95.83%
UT	2	100%	0	-	2	100%	1	100%	2	100%
VA	53	30.19%	109	27.52%	26	46.15%	11	72.73%	10	90%
VT	1	0%	3	100%	6	100%	1	100%	0	-
WA	23	91.3%	22	77.27%	18	94.44%	18	88.89%	13	92.31%
WI	5	80%	5	80%	2	100%	4	75%	7	85.71%
WV	4	75%	1	100%	1	100%	2	100%	0	-
WY	0	-	3	100%	0	-	0	-	1	100%
Total	22,089	68.53%	22,943	64.42%	22,392	64.16%	21,429	76.46%	19,623	84.19%

Regional Findings

Of the eight regions in Florida, the South region produced the most test-takers in 2024 and had the largest number of nursing education programs, followed by the West Central and East Central regions.

Table 2.13

2024 Distribution of FL NCLEX-RN and NCLEX-PN Test-Takers by Region

2024		
Region	Number of Test-Takers	Percentage
Northwest (NW)	957	4.88%
North Central (NC)	1,978	10.08%
Northeast (NE)	1,257	6.41%
West Central (WC)	3,654	18.62%
East Central (EC)	2,764	14.09%
Southwest (SW)	989	5.04%
Southeast (SE)	2,212	11.27%
South (S)	4,898	24.96%
Special Cases	914	4.66%
Total	19,623	100%

Figure 2.10

2024 FL NCLEX-RN and NCLEX-PN Test-Takers by Region

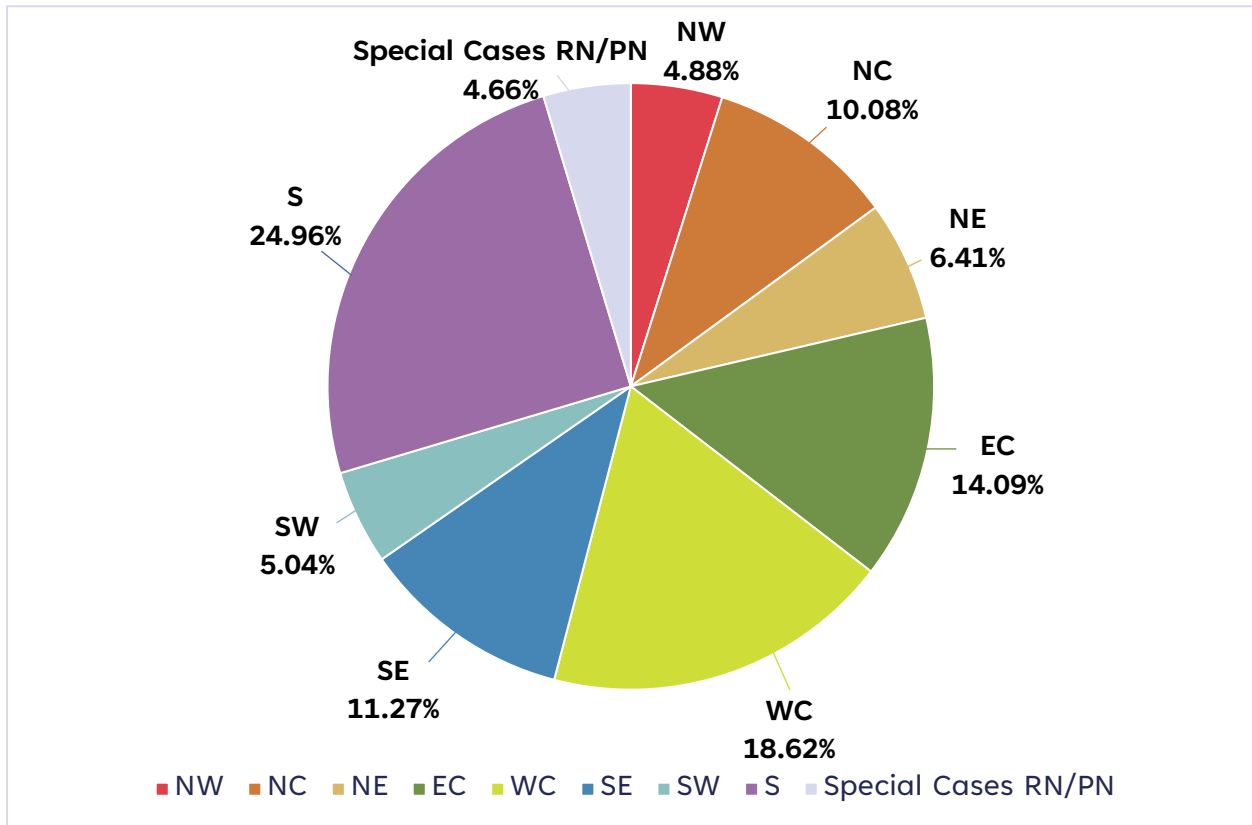
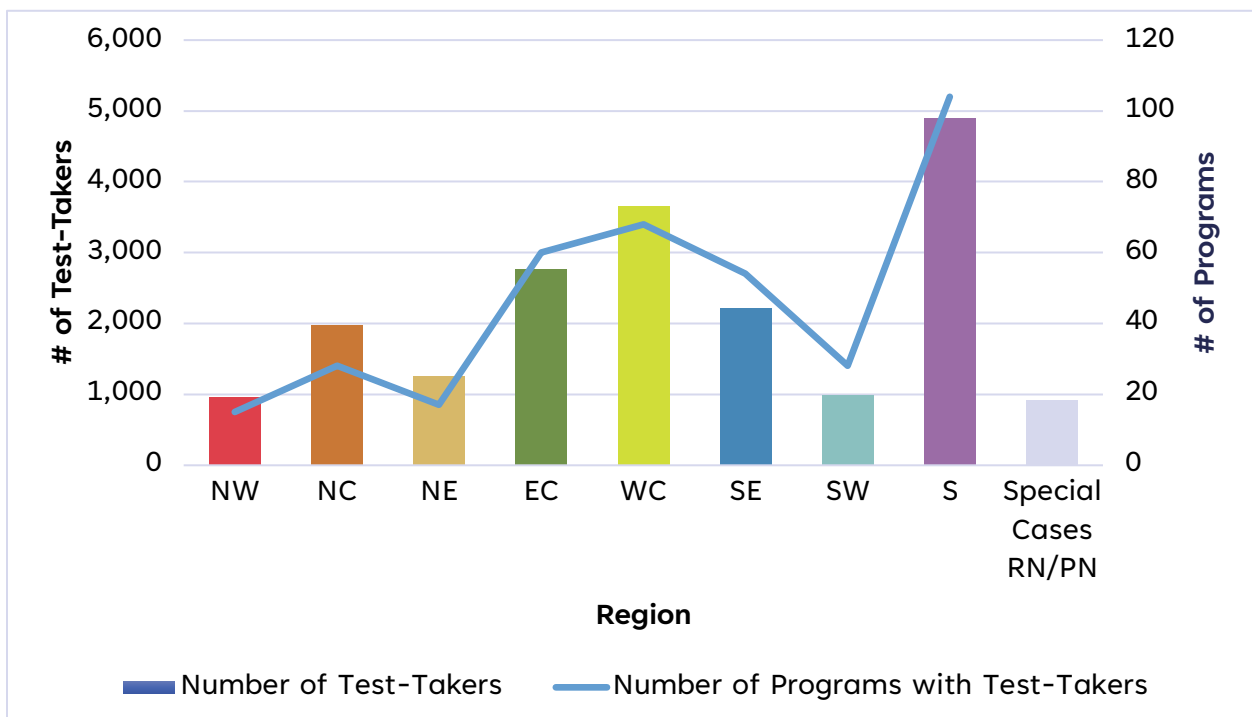


Figure 2.11

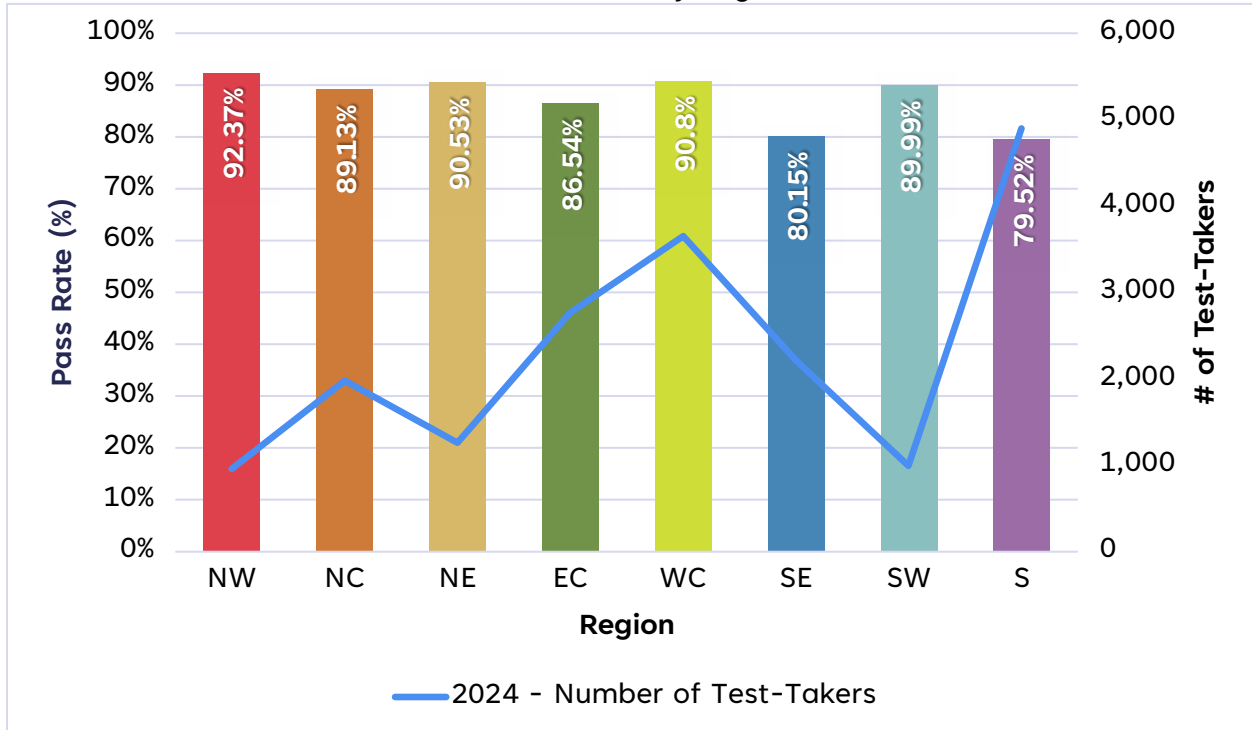
2024 FL NCLEX-RN and NCLEX-PN Test-Takers and Programs by Region



In 2024, the Northwest region had the highest pass rates when combining all test-takers for NCLEX-RN and NCLEX-PN. The table below reports combined pass rates for each region.

Figure 2.12

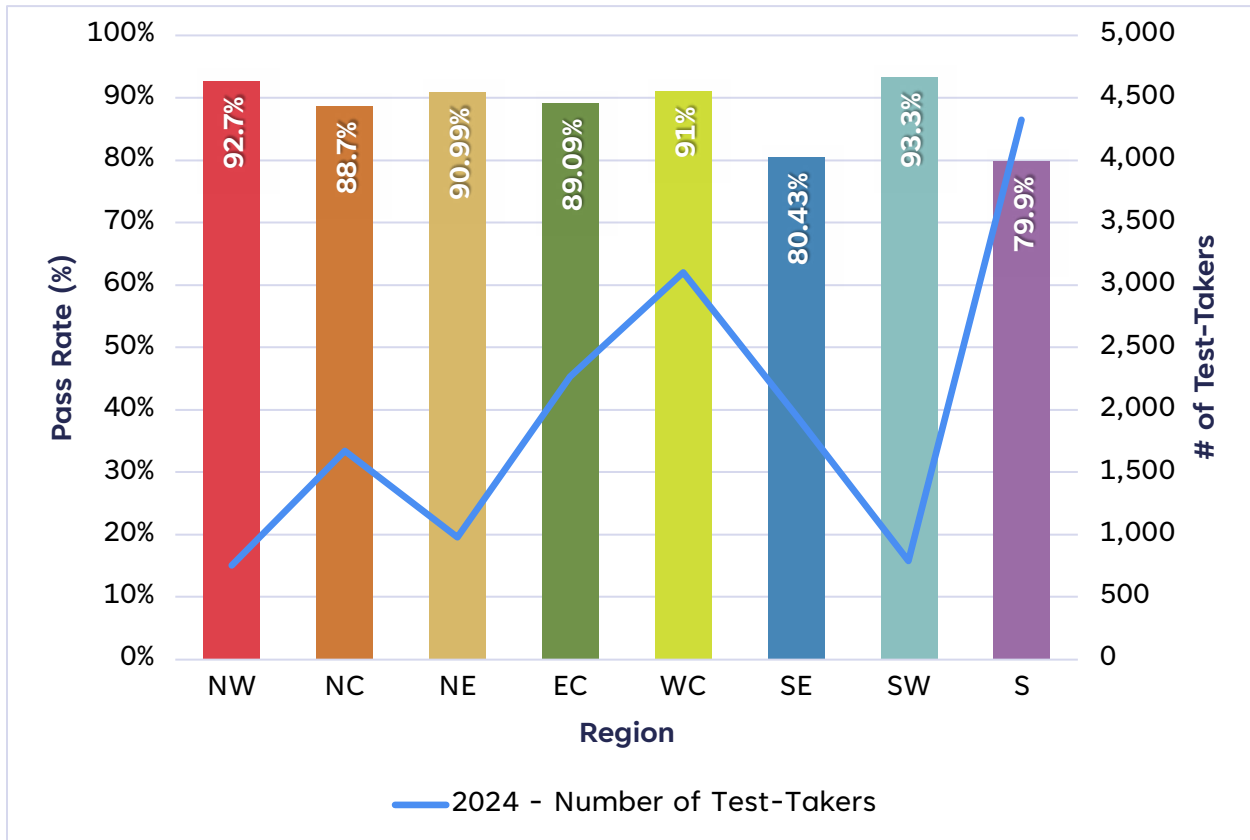
FL 2024 NCLEX-RN and NCLEX-PN Pass Rates by Region



Evaluation of NCLEX-RN pass rates demonstrates the Southwest region had the highest pass rate in 2024. The Northwest and Southwest regions had NCLEX-RN pass rates above the national average.

Figure 2.13

FL 2024 NCLEX-RN Pass Rates by Region



Taking a deeper dive into the NCLEX-RN pass rates, it is noted that there are regional differences in pass rates for the BSN- and ADN-prepared test-takers. The figures below identify NCLEX-RN pass rates for BSN- and ADN-prepared test-takers in each region.

Figure 2.14

FL 2024 BSN-Prepared NCLEX-RN Pass Rates by Region

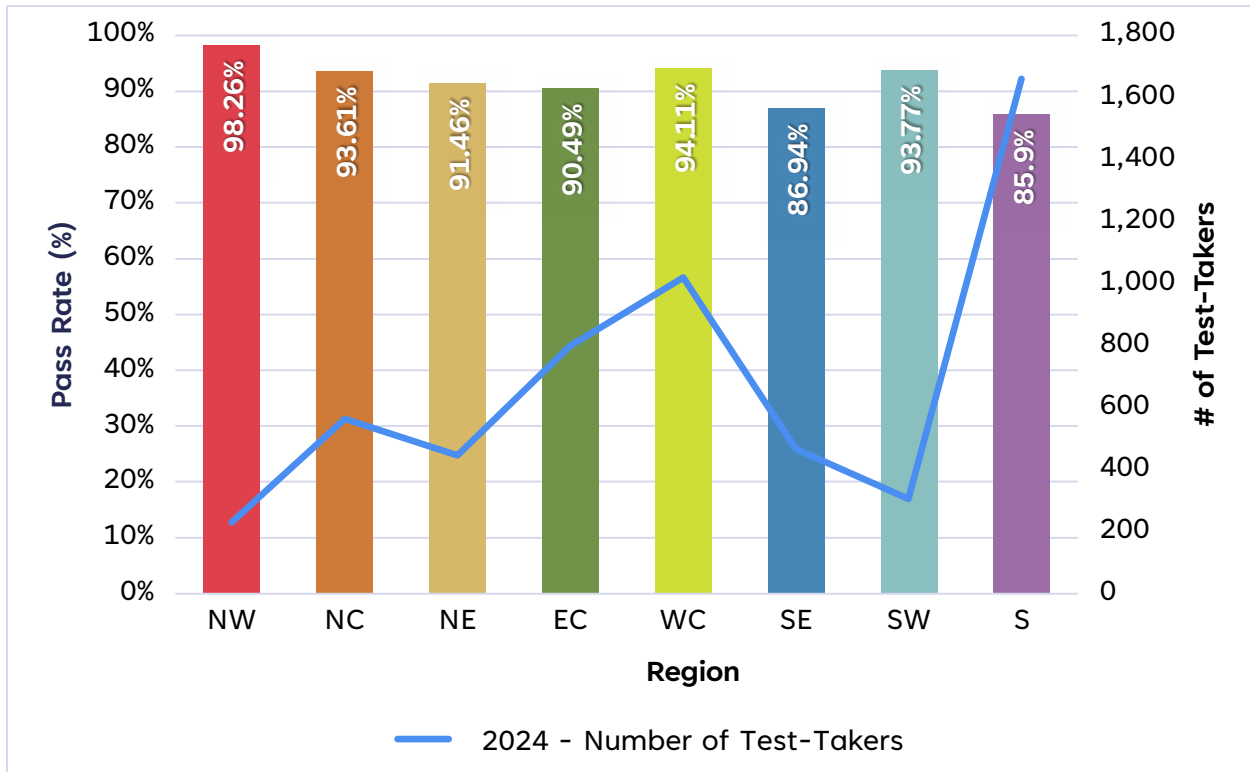
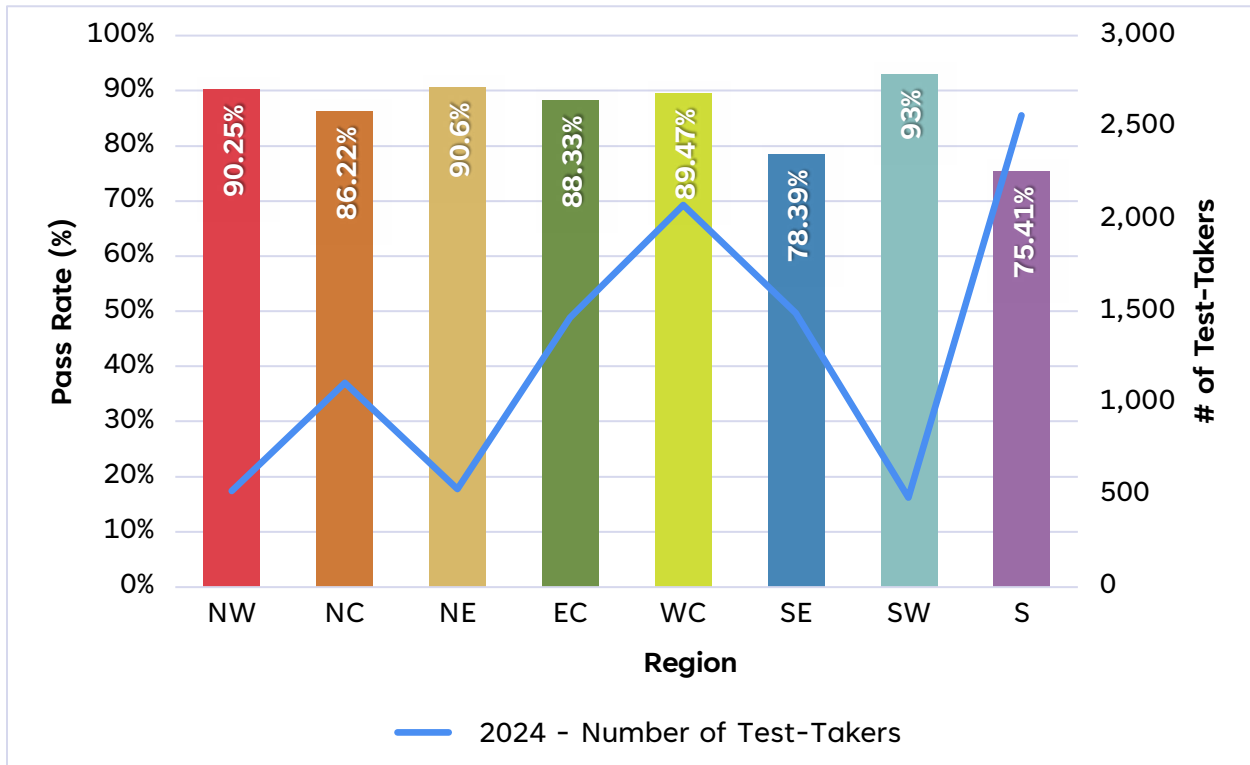


Figure 2.15

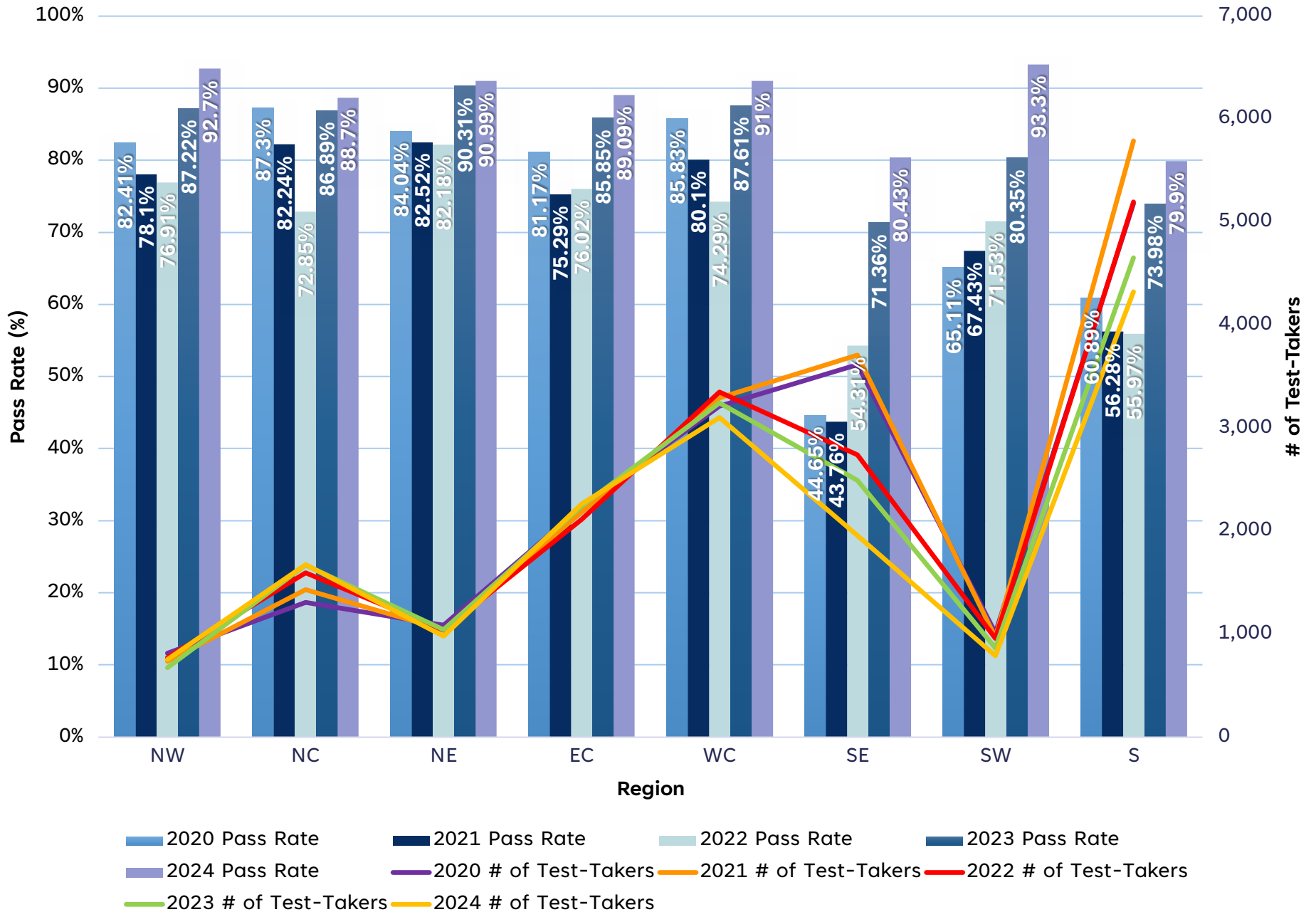
FL 2024 ADN-Prepared NCLEX-RN Pass Rates by Region



A trend of regional NCLEX-RN data from 2020 through 2024 reveals that each region demonstrated an increase in pass rates from 2023 to 2024. Additionally, over the past five years, the South region had the largest number of test-takers but an NCLEX-RN pass rate below the national average. Lastly, it is noted that all regions have consistently demonstrated improved NCLEX-RN pass rates since 2022.

Figure 2.16

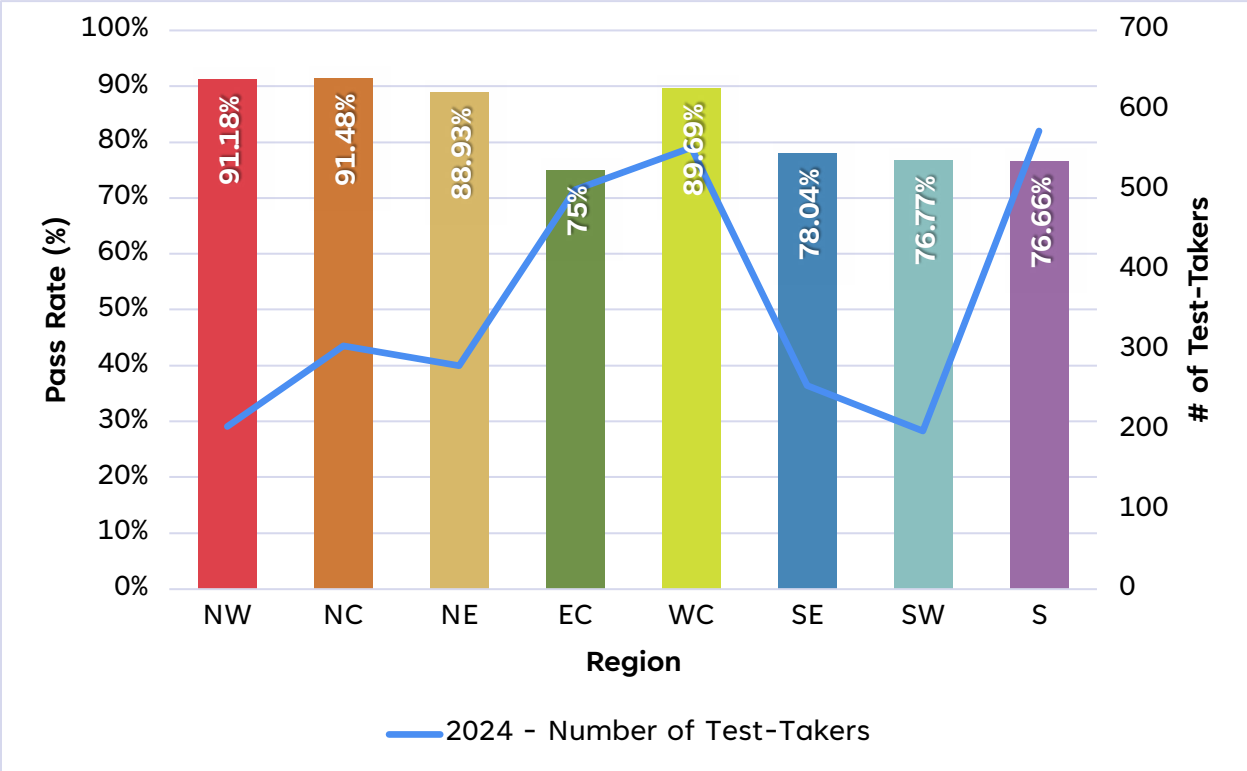
FL NCLEX-RN Pass Rates by Region 2020-2024



In 2024, the largest number of Florida’s first-time NCLEX-PN test-takers were from the South region, followed by the West Central and East Central regions. However, the regions that demonstrated the highest NCLEX-PN pass rates were the North Central and Northwest regions.

Evaluation of NCLEX-PN pass rates demonstrates the Southwest region had the highest pass rate in 2024. The Northwest, North Central, Northeast, and West Central regions had NCLEX-PN pass rates above the national average.

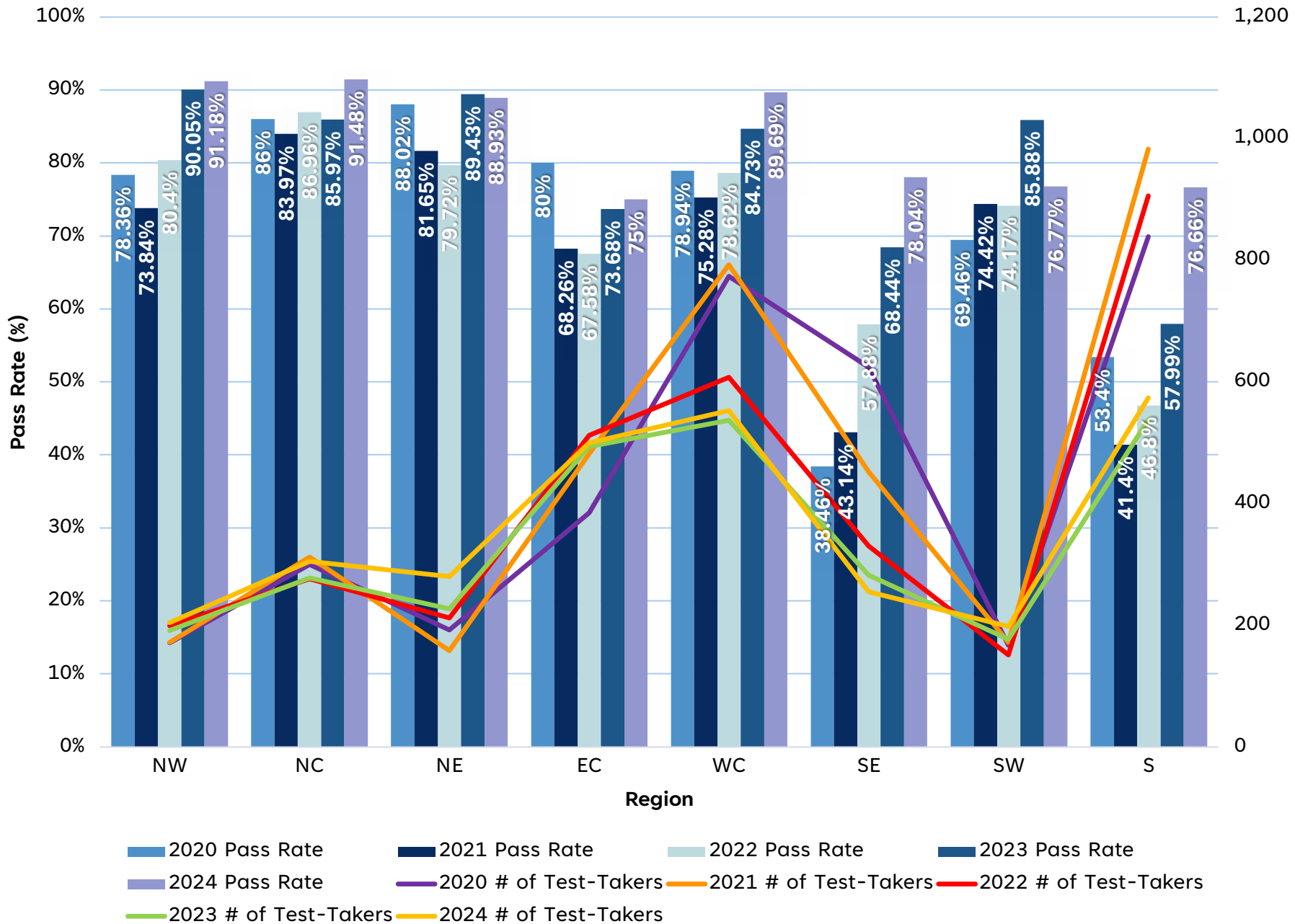
Figure 2.17
FL 2024 NCLEX-PN Pass Rates by Region



A trend of regional NCLEX-PN data from 2020 through 2024 reveals that the South region produced the greatest number of test-takers each year. It is noted that both the Southeast and South regions have consistently improved NCLEX-PN pass rates since 2021, 34.9 and 35.26 percentage points, respectively. However, both continue to fall short of the national average.


Figure 2.18

FL NCLEX-PN Pass Rates by Region 2020-2024



Appendix 2.A

NCLEX-RN and NCLEX-PN statistics from NCSBN downloaded on January 27, 2025¹



2024

RN	Jan. – March		April – June		July – Sept.		Oct. – Dec.		YTD Total	
Type of Candidate	Count	Percentage	Count	Percentage	Count	Percentage	Count	Percentage	Count	Percentage
First-time, U.S.-educated										
Diploma	576	94.10%	867	92.85%	693	88.60%	286	83.57%	2,422	90.83%
Baccalaureate Degree	26,913	94.61%	34,407	93.52%	28,427	90.24%	9,438	83.58%	99,178	91.92%
Associate Degree	24,306	93.98%	30,985	92.05%	21,405	88.10%	7,847	81.57%	84,543	90.63%
Invalid or Special Program Codes	151	39.07%	126	37.30%	128	41.4%	138	29.71%	543	36.83%
Total First-time, U.S.-educated	51,946	94.15%	66,385	92.72%	50,653	89.19%	17,702	82.28%	185,686	91.6%
Repeat, U.S.-educated	6,609	52.78%	6,870	43.10%	9,764	57.34%	8,795	48.77%	32,038	50.93%
First-time, Internationally Educated	14,006	58.77%	15,081	54.09%	14,671	54.50%	15,374	48.37%	59,062	53.81%
Repeat, Internationally Educated	9,263	44.05%	9,928	37.38%	9,785	35.92%	11,018	29.05%	39,924	36.27%
All Candidates	81,824	79.08%	98,194	77.75%	84,803	73.39%	52,889	55.74%	317,710	73.26%
PN	Jan. – March		April – June		July – Sept.		Oct. – Dec.		YTD Total	
Type of Candidate	Count	Percentage	Count	Percentage	Count	Percentage	Count	Percentage	Count	Percentage
First-time, U.S.-educated	12,844	91.09%	10,809	88.31%	16,333	90.04%	10,584	82.60%	50,570	88.38%
Repeat, U.S.-educated	2,811	45.39%	2,972	42.77%	2,797	42.33%	3,191	37.70%	11,771	41.92%
First-time, Internationally Educated	91	51.65%	92	51.09%	108	62.04%	104	39.42%	395	51.4%
Repeat, Internationally Educated	96	29.17%	103	19.42%	88	27.03%	96	19.79%	406	23.85%
All Candidates	15,842	82.38%	13,976	77.87%	19,349	82.62%	13,975	71.59%	63,142	79.07%

1 The RN Passing Standard is 0.00 logits.
2 The PN Passing Standard is -0.18 logits.

Contacts

Inquiries about NCLEX:
Examinations Department
nclexinfo@ncsbn.org



312.525.3900 | +1.312.525.3900 (International calls)
www.ncsbn.org

¹ National Council of State Boards of Nursing. (2024). *Number of Candidates Taking the NCLEX® Examination and Percent Passing, by Type of Candidate*. https://www.ncsbn.org/public-files/NCLEX_Stats_2024_Q4_Passrates.pdf

Appendix 2.B
DOH MQA export of RN programs on January 13, 2025

Program Name	City	Program Type	License Number	License Status
ACADEMY FOR NURSING AND HEALTH OCCUPATIONS	WEST PALM BCH	ASSOCIATE DEGREE IN NURSING	704063	ACCREDITED
ACTIVA TRAINING CENTER	MIAMI	ASSOCIATE DEGREE IN NURSING	704156	APPROVED
ACTIVE HEALTH INSTITUTE	MIAMI	ASSOCIATE DEGREE IN NURSING	704104	PROBATIONARY
ADVANCE SCIENCE INTERNATIONAL COLLEGE	MIAMI LAKES	BACHELOR'S DEGREE IN NURSING	705165	APPROVED
ADVENTHEALTH UNIVERSITY	ORLANDO	BACHELOR'S DEGREE IN NURSING	705022	PROBATIONARY
ADVENTHEALTH UNIVERSITY (AHU)	ORLANDO	ASSOCIATE DEGREE IN NURSING	704254	APPROVED
AGAPE ACADEMY OF SCIENCES	DELRAY BEACH	BACHELOR'S DEGREE IN NURSING	705137	APPROVED
AGAPE UNIVERSITY	POMPANO BEACH	ASSOCIATE DEGREE IN NURSING	704137	APPROVED
AGAPE UNIVERSITY	POMPANO BEACH	BACHELOR'S DEGREE IN NURSING	705128	APPROVED
ALLIED TECHNICAL INSTITUTE OF FLORIDA	MIAMI	ASSOCIATE DEGREE IN NURSING	704239	APPROVED
AMERICAN COLLEGE OF HEALTH & SCIENCES, LLC	MARGATE	ASSOCIATE DEGREE IN NURSING	704115	APPROVED
AMERICAN HEALTHCARE INSTITUTE - ADN	WEST PALM BEACH	ASSOCIATE DEGREE IN NURSING	704198	APPROVED
AMERICAN MEDICAL ACADEMY	MIAMI	ASSOCIATE DEGREE IN NURSING	704266	APPROVED
AMERICAN NATIONAL UNIVERSITY	ORLANDO	BACHELOR'S DEGREE IN NURSING	705185	APPROVED
AMERICAN TECHNICAL INSTITUTE	JACKSONVILLE	ASSOCIATE DEGREE IN NURSING	704250	APPROVED
ANA G. MENDEZ UNIVERSITY, METRO ORLANDO CAMPUS	ORLANDO	ASSOCIATE DEGREE IN NURSING	704228	APPROVED
ANA G. MENDEZ UNIVERSITY, METRO ORLANDO CAMPUS	ORLANDO	BACHELOR'S DEGREE IN NURSING	705186	APPROVED
ANA G. MENDEZ UNIVERSITY, SOUTH FLORIDA CAMPUS	MIAMI LAKES	ASSOCIATE DEGREE IN NURSING	704227	ACCREDITED
ANA G. MENDEZ UNIVERSITY, SOUTH FLORIDA CAMPUS	MIAMI LAKES	BACHELOR'S DEGREE IN NURSING	705187	APPROVED
ANA G. MENDEZ UNIVERSITY, TAMPA BAY CAMPUS	TAMPA	ASSOCIATE DEGREE IN NURSING	704229	ACCREDITED
ANA G. MENDEZ UNIVERSITY, TAMPA BAY CAMPUS	TAMPA	BACHELOR'S DEGREE IN NURSING	705188	APPROVED
ANTIGUA COLLEGE INTERNATIONAL, INC	MIAMI LAKES	BACHELOR'S DEGREE IN NURSING	705023	ACCREDITED
ANTIGUA COLLEGE INTERNATIONAL, INC	MIAMI LAKES	ASSOCIATE DEGREE IN NURSING	707069	ACCREDITED
ARIZONA COLLEGE OF NURSING	TAMPA	BACHELOR'S DEGREE IN NURSING	705133	ACCREDITED

ARIZONA COLLEGE OF NURSING	FORT LAUDERDALE	BACHELOR'S DEGREE IN NURSING	705142	ACCREDITED
ARIZONA COLLEGE OF NURSING	UNIVERSITY PARK	BACHELOR'S DEGREE IN NURSING	705164	ACCREDITED
ARIZONA COLLEGE OF NURSING	ORLANDO	BACHELOR'S DEGREE IN NURSING	705168	ACCREDITED
ARIZONA COLLEGE OF NURSING	MELBOURNE	BACHELOR'S DEGREE IN NURSING	705195	ACCREDITED
ASPEN UNIVERSITY	TAMPA	BACHELOR'S DEGREE IN NURSING	705154	ACCREDITED
ATA COLLEGE	FT. MYERS	ASSOCIATE DEGREE IN NURSING	707014	ACCREDITED
AURORA SCHOOL OF NURSING	MIRAMAR	BACHELOR'S DEGREE IN NURSING	705190	APPROVED
AURORA SCHOOL OF NURSING	MIRAMAR	ASSOCIATE DEGREE IN NURSING	704225	APPROVED
AVE MARIA UNIVERSITY	AVE MARIA	BACHELOR'S DEGREE IN NURSING	705102	ACCREDITED
BARRY UNIVERSITY COLLEGE OF NURSING AND HEALTH SCIENCES	MIAMI SHORES	BACHELOR'S DEGREE IN NURSING	70592	ACCREDITED
BETHESDA COLLEGE OF HEALTH SCIENCES	BOYNTON BEACH	ASSOCIATE DEGREE IN NURSING	70716	ACCREDITED
BETHUNE-COOKMAN UNIVERSITY - BSN	DAYTONA BEACH	BACHELOR'S DEGREE IN NURSING	70569	ACCREDITED
BIG BEND TECHNICAL COLLEGE - DPL	PERRY	DIPLOMA	703055	APPROVED
BRAXTON COLLEGE, INC - ADN	FORT MYERS	ASSOCIATE DEGREE IN NURSING	704269	APPROVED
BRIDGEWAY SCHOOL OF NURSING	CASSELBERRY	ASSOCIATE DEGREE IN NURSING	704161	APPROVED
BRIGHTMED HEALTH INSTITUTE	DAVIE	BACHELOR'S DEGREE IN NURSING	705141	APPROVED
BRILLIANT ACADEMY HEALTH CENTER LLC	ORLANDO	ASSOCIATE DEGREE IN NURSING	704139	APPROVED
BROWARD COLLEGE	COCONUT CREEK	ASSOCIATE DEGREE IN NURSING	704075	ACCREDITED
CAMBRIDGE COLLEGE OF HEALTHCARE & TECHNOLOGY	DELRAY BEACH	ASSOCIATE DEGREE IN NURSING	704109	ACCREDITED
CAMBRIDGE COLLEGE OF HEALTHCARE & TECHNOLOGY	ALTAMONTE SPRINGS	BACHELOR'S DEGREE IN NURSING	705192	APPROVED
CAMBRIDGE COLLEGE OF HEALTHCARE AND TECHNOLOGY	MIAMI GARDENS	ASSOCIATE DEGREE IN NURSING	704151	APPROVED
CAMBRIDGE COLLEGE OF HEALTHCARE AND TECHNOLOGY	ALTAMONTE SPRINGS	ASSOCIATE DEGREE IN NURSING	704252	APPROVED
CAMBRIDGE COLLEGE OF HEALTHCARE AND TECHNOLOGY	MIAMI GARDENS	BACHELOR'S DEGREE IN NURSING	705200	APPROVED
CAPSCARE ACADEMY FOR HEALTH CARE EDUCATION	LAKE WORTH	ASSOCIATE DEGREE IN NURSING	704253	APPROVED
CARE HOPE COLLEGE	JUPITER	ASSOCIATE DEGREE IN NURSING	704144	PROBATIONARY

CARE HOPE COLLEGE	JUPITER	BACHELOR'S DEGREE IN NURSING	705134	APPROVED
CHAMBERLAIN COLLEGE OF NURSING - JACKSONVILLE	JACKSONVILLE	BACHELOR'S DEGREE IN NURSING	705025	ACCREDITED
CHAMBERLAIN COLLEGE OF NURSING, MIRAMAR CAMPUS	MIRAMAR	BACHELOR'S DEGREE IN NURSING	705040	PROBATIONARY
CHANCELLOR INSTITUTE	FT LAUDERDALE	ASSOCIATE DEGREE IN NURSING	704185	APPROVED
CHIPOLA COLLEGE	MARIANNA	ASSOCIATE DEGREE IN NURSING	70401	ACCREDITED
CITY COLLEGE, INC	ALTAMONTE SPRINGS	ASSOCIATE DEGREE IN NURSING	707043	PROBATIONARY
COLLEGE OF CENTRAL FLORIDA	OCALA	ASSOCIATE DEGREE IN NURSING	70482	ACCREDITED
COLLEGE OF CENTRAL FLORIDA	LECANTO	ASSOCIATE DEGREE IN NURSING	70451	ACCREDITED
COMPU-MED VOCATIONAL CAREERS, CORP.	HIALEAH	ASSOCIATE DEGREE IN NURSING	704181	ACCREDITED
COMPU-MED VOCATIONAL CAREERS, CORP.	MIAMI	ASSOCIATE DEGREE IN NURSING	704182	ACCREDITED
COMPU-MED VOCATIONAL CAREERS, CORP. - FT. LAUDERDALE - ADN	FORT LAUDERDALE	ASSOCIATE DEGREE IN NURSING	704268	APPROVED
COMPU-MED VOCATIONAL CAREERS, CORP. - FT. LAUDERDALE - BSN	FORT LAUDERDALE	BACHELOR'S DEGREE IN NURSING	705211	APPROVED
COMPU-MED VOCATIONAL CAREERS, CORP. - HIALEAH - BSN	HIALEAH	BACHELOR'S DEGREE IN NURSING	705209	APPROVED
COMPU-MED VOCATIONAL CAREERS, CORP. - MIAMI - BSN	MIAMI	BACHELOR'S DEGREE IN NURSING	705212	APPROVED
COMPU-MED VOCATIONAL CAREERS, CORP. - NAPLES - ADN	NAPLES	ASSOCIATE DEGREE IN NURSING	704267	APPROVED
COMPU-MED VOCATIONAL CAREERS, CORP. - NAPLES - BSN	NAPLES	BACHELOR'S DEGREE IN NURSING	705210	APPROVED
CONCORDE CAREER INSTITUTE	JACKSONVILLE	ASSOCIATE DEGREE IN NURSING	704265	APPROVED
CSBD NURSING LLC, DBA/HOPE COLLEGE OF NURSING	POMPANO BEACH	BACHELOR'S DEGREE IN NURSING	705216	APPROVED
DADE INSTITUTE OF TECHNOLOGY AND HEALTH	NORTH MIAMI BEACH	ASSOCIATE DEGREE IN NURSING	704217	APPROVED
DAYTONA COLLEGE	ORMOND BEACH	ASSOCIATE DEGREE IN NURSING	704119	ACCREDITED
DAYTONA STATE COLLEGE- ADN	DAYTONA BEACH	ASSOCIATE DEGREE IN NURSING	70483	ACCREDITED
DOMINIUM INSTITUTE	FORT MYERS	ASSOCIATE DEGREE IN NURSING	704237	APPROVED
EAGLE NURSING SCHOOL, LLC	TAMPA	ASSOCIATE DEGREE IN NURSING	704233	APPROVED
EASTERN FLORIDA STATE COLLEGE	MELBOURNE	ASSOCIATE DEGREE IN NURSING	704070	ACCREDITED

ECPI UNIVERSITY	LAKE MARY	BACHELOR'S DEGREE IN NURSING	705138	ACCREDITED
ECPI UNIVERSITY	LAKE MARY	ASSOCIATE DEGREE IN NURSING	704243	APPROVED
ECPI UNIVERSITY COLLEGE OF NURSING	LAKE MARY	BACHELOR'S DEGREE IN NURSING	705120	ACCREDITED
EDOUARD HEALTH INSTITUTE AND TRAINING CENTER, INC.	NORTH LAUDERDALE	ASSOCIATE DEGREE IN NURSING	704235	APPROVED
EDUCARE ENVISION COLLEGE OF NURSING	MELBOURNE	ASSOCIATE DEGREE IN NURSING	704169	PROBATIONARY
EMERALD COAST TECHNICAL COLLEGE - DEFUNIAK SPRINGS - DPL	DEFUNIAK SPRINGS	DIPLOMA	703056	APPROVED
EMIRAZA COLLEGE	FORT PIERCE	ASSOCIATE DEGREE IN NURSING	707029	APPROVED
EMIRAZA COLLEGE	FORT PIERCE	BACHELOR'S DEGREE IN NURSING	705144	APPROVED
EMIRAZA COLLEGE	FORT PIERCE	ASSOCIATE DEGREE IN NURSING	704184	APPROVED
EVOLUTION HEALTH ACADEMY	MIAMI GARDENS	ASSOCIATE DEGREE IN NURSING	704153	PROBATIONARY
EVOLUTION HEALTH ACADEMY	MARGATE	ASSOCIATE DEGREE IN NURSING	704141	APPROVED
FIRST RESPONSE TRAINING GROUP, LLC	ORLANDO	ASSOCIATE DEGREE IN NURSING	704140	APPROVED
FLORIDA A&M UNIVERSITY - BSN	TALLAHASSEE	BACHELOR'S DEGREE IN NURSING	705098	ACCREDITED
FLORIDA ACADEMY OF NURSING	MIRAMAR	ASSOCIATE DEGREE IN NURSING	704194	APPROVED
FLORIDA ATLANTIC UNIVERSITY - BSN	BOCA RATON	BACHELOR'S DEGREE IN NURSING	705066	ACCREDITED
FLORIDA COLLEGE	TEMPLE TERRACE	BACHELOR'S DEGREE IN NURSING	705171	ACCREDITED
FLORIDA GATEWAY COLLEGE ASSOCIATE IN SCIENCE DEGREE NURSING PROG	LAKE CITY	ASSOCIATE DEGREE IN NURSING	70478	ACCREDITED
FLORIDA GULF COAST UNIVERSITY	FORT MYERS	BACHELOR'S DEGREE IN NURSING	705003	ACCREDITED
FLORIDA INTERNATIONAL UNIVERSITY - BSN	MIAMI	BACHELOR'S DEGREE IN NURSING	705089	ACCREDITED
FLORIDA NATIONAL UNIVERSITY	HIALEAH	BACHELOR'S DEGREE IN NURSING	705198	APPROVED
FLORIDA NATIONAL UNIVERSITY	HIALEAH	ASSOCIATE DEGREE IN NURSING	704256	APPROVED
FLORIDA NATIONAL UNIVERSITY - TRAINING CENTER	HIALEAH	ASSOCIATE DEGREE IN NURSING	704134	ACCREDITED
FLORIDA NATIONAL UNIVERSITY, INC	MIAMI	BACHELOR'S DEGREE IN NURSING	705114	ACCREDITED
FLORIDA SOUTHERN COLLEGE	LAKELAND	BACHELOR'S DEGREE IN NURSING	705020	ACCREDITED
FLORIDA SOUTHWESTERN STATE COLLEGE	FORT MYERS	ASSOCIATE DEGREE IN NURSING	704072	ACCREDITED
FLORIDA STATE COLLEGE AT JACKSONVILLE- NURSING	JACKSONVILLE	ASSOCIATE DEGREE IN NURSING	704073	ACCREDITED

FLORIDA STATE UNIVERSITY - BSN	TALLAHASSEE	BACHELOR'S DEGREE IN NURSING	705090	ACCREDITED
FORT MYERS TECHNICAL COLLEGE	FORT MYERS	DIPLOMA	703054	APPROVED
FORTIS COLLEGE	CUTLER BAY	ASSOCIATE DEGREE IN NURSING	707004	ACCREDITED
FORTIS COLLEGE	ORANGE PARK	ASSOCIATE DEGREE IN NURSING	70757	ACCREDITED
FORTIS INSTITUTE	PENSACOLA	ASSOCIATE DEGREE IN NURSING	70422	ACCREDITED
FORTIS INSTITUTE	PORT SAINT LUCIE	ASSOCIATE DEGREE IN NURSING	70709	ACCREDITED
FVI SCHOOL OF NURSING AND TECHNOLOGY	MIRAMAR	ASSOCIATE DEGREE IN NURSING	704152	ACCREDITED
FVI SCHOOL OF NURSING AND TECHNOLOGY	MIAMI	ASSOCIATE DEGREE IN NURSING	704189	ACCREDITED
GALEN COLLEGE OF NURSING	SAINT PETERSBURG	BACHELOR'S DEGREE IN NURSING	705130	ACCREDITED
GALEN COLLEGE OF NURSING	PEMBROKE PINES	ASSOCIATE DEGREE IN NURSING	704199	ACCREDITED
GALEN COLLEGE OF NURSING	PEMBROKE PINES	BACHELOR'S DEGREE IN NURSING	705167	ACCREDITED
GALEN COLLEGE OF NURSING	SARASOTA	ASSOCIATE DEGREE IN NURSING	704214	ACCREDITED
GALEN COLLEGE OF NURSING	SARASOTA	BACHELOR'S DEGREE IN NURSING	705178	ACCREDITED
GALEN COLLEGE OF NURSING	GAINESVILLE	BACHELOR'S DEGREE IN NURSING	705177	ACCREDITED
GALEN COLLEGE OF NURSING	GAINESVILLE	ASSOCIATE DEGREE IN NURSING	704215	ACCREDITED
GALEN COLLEGE OF NURSING	ORLANDO	ASSOCIATE DEGREE IN NURSING	704246	ACCREDITED
GALEN COLLEGE OF NURSING	ORLANDO	BACHELOR'S DEGREE IN NURSING	705193	ACCREDITED
GALEN COLLEGE OF NURSING	SAINT PETERSBURG	ASSOCIATE DEGREE IN NURSING	704011	ACCREDITED
GLADSTONE COLLEGE OF NURSING	DAVIE	BACHELOR'S DEGREE IN NURSING	705174	APPROVED
GLADSTONE COLLEGE OF NURSING	DAVIE	ASSOCIATE DEGREE IN NURSING	704211	APPROVED
GLOBALTELL COLLEGE OF FLORIDA - ADN	PEMBROKE PINES	ASSOCIATE DEGREE IN NURSING	704245	APPROVED
GLOBALTELL COLLEGE OF FLORIDA - BSN	PEMBROKE PINES	BACHELOR'S DEGREE IN NURSING	705194	APPROVED
GRACE COMMUNITY INSTITUTE	BOCA RATON	ASSOCIATE DEGREE IN NURSING	704180	APPROVED
GRACE COMMUNITY INSTITUTE	BOCA RATON	BACHELOR'S DEGREE IN NURSING	705159	APPROVED
GRAND CANYON UNIVERSITY	LAKE MARY	BACHELOR'S DEGREE IN NURSING	705205	ACCREDITED
GRAND CANYON UNIVERSITY - MIRAMAR - BSN	MIRAMAR	BACHELOR'S DEGREE IN NURSING	705215	ACCREDITED
GULF COAST STATE COLLEGE	PANAMA CITY	ASSOCIATE DEGREE IN NURSING	70481	ACCREDITED

HAJGDEN INTERNATIONAL COLLEGE	ORLANDO	ASSOCIATE DEGREE IN NURSING	704197	APPROVED
HCA FLORIDA MERCY HOSPITAL COLLEGE OF NURSING	MIAMI	ASSOCIATE DEGREE IN NURSING	704009	PROBATIONARY
HCI COLLEGE	FT LAUDERDALE	ASSOCIATE DEGREE IN NURSING	704135	APPROVED
HCI COLLEGE	WEST PALM BEACH	ASSOCIATE DEGREE IN NURSING	704146	ACCREDITED
HCI COLLEGE - FORT LAUDERDALE - BSN	FORT LAUDERDALE	BACHELOR'S DEGREE IN NURSING	705213	APPROVED
HEARTS ASSOCIATES INSTITUTE	BOYNTON BEACH	ASSOCIATE DEGREE IN NURSING	704202	APPROVED
HEBRON INTERNATIONAL COLLEGE, INC	KISSIMMEE	ASSOCIATE DEGREE IN NURSING	704131	APPROVED
HEBRON INTERNATIONAL COLLEGE, INC	KISSIMMEE	BACHELOR'S DEGREE IN NURSING	705124	APPROVED
HEBRON TECHNICAL INSTITUTE - BSN	PLANTATION	BACHELOR'S DEGREE IN NURSING	705106	APPROVED
HERZING UNIVERSITY	WINTER PARK	BACHELOR'S DEGREE IN NURSING	705009	ACCREDITED
HERZING UNIVERSITY-ADN	WINTER PARK	ASSOCIATE DEGREE IN NURSING	70444	ACCREDITED
HERZING UNIVERSITY-TAMPA	TAMPA	BACHELOR'S DEGREE IN NURSING	705199	ACCREDITED
HERZING UNIVERSITY-TAMPA	TAMPA	ASSOCIATE DEGREE IN NURSING	704257	ACCREDITED
HILLSBOROUGH COMMUNITY COLLEGE	PLANT CITY	ASSOCIATE DEGREE IN NURSING	704069	ACCREDITED
HOPE COLLEGE OF ARTS & SCIENCES	POMPANO BEACH	ASSOCIATE DEGREE IN NURSING	704158	APPROVED
HORIZON HEALTHCARE INSTITUTE	FORT MYERS	BACHELOR'S DEGREE IN NURSING	705173	APPROVED
HORIZON HEALTHCARE INSTITUTE, INC.	MELBOURNE	ASSOCIATE DEGREE IN NURSING	704138	APPROVED
HORIZON HEALTHCARE INSTITUTE, INC.	FORT MYERS	ASSOCIATE DEGREE IN NURSING	704145	APPROVED
HORIZON HEALTHCARE INSTITUTE, INC.	PORT CHARLOTTE	ASSOCIATE DEGREE IN NURSING	704162	APPROVED
HUNTINGTON INTERNATIONAL COLLEGE	PLANTATION	ASSOCIATE DEGREE IN NURSING	704186	APPROVED
HUNTINGTON INTERNATIONAL COLLEGE	PLANTATION	BACHELOR'S DEGREE IN NURSING	705158	APPROVED
IMMOKALEE TECHNICAL COLLEGE - DPL	IMMOKALEE	DIPLOMA	703058	APPROVED
INDIAN RIVER STATE COLLEGE	FT PIERCE	ASSOCIATE DEGREE IN NURSING	70477	ACCREDITED
INDIANA STATE UNIVERSITY	TERRE HAUTE	BACHELOR'S DEGREE IN NURSING	485074	ACCREDITED
INTERAMERICAN UNIVERSITY OF PUERTO RICO	ORLANDO	ASSOCIATE DEGREE IN NURSING	704255	APPROVED
INTERAMERICAN UNIVERSITY OF PUERTO RICO	ORLANDO	BACHELOR'S DEGREE IN NURSING	705197	APPROVED
INTERNATIONAL COLLEGE OF HEALTH SCIENCES	BOYNTON BEACH	ASSOCIATE DEGREE IN NURSING	707059	ACCREDITED

INTERNATIONAL COLLEGE OF HEALTH SCIENCES	BOYNTON BEACH	BACHELOR'S DEGREE IN NURSING	705143	ACCREDITED
INTERNATIONAL COLLEGE OF HEALTH SCIENCES	BOYNTON BEACH	ASSOCIATE DEGREE IN NURSING	704236	ACCREDITED
INTERNATIONAL INSTITUTE FOR HEALTH CARE PROFESSIONALS, INC	BOCA RATON	ASSOCIATE DEGREE IN NURSING	707032	PROBATIONARY
INTERNATIONAL INSTITUTE FOR HEALTH CARE PROFESSIONALS, INC	BOCA RATON	BACHELOR'S DEGREE IN NURSING	705132	APPROVED
JACKSONVILLE UNIVERSITY - BSN	JACKSONVILLE	BACHELOR'S DEGREE IN NURSING	705060	ACCREDITED
JACKSONVILLE UNIVERSITY - DIRECT ENTRY MSN	JACKSONVILLE	DIRECT ENTRY MASTER'S	705204	APPROVED
JERSEY COLLEGE	PORT CHARLOTTE	ASSOCIATE DEGREE IN NURSING	704192	ACCREDITED
JERSEY COLLEGE	MELBOURNE	ASSOCIATE DEGREE IN NURSING	704242	APPROVED
JERSEY COLLEGE	TAMPA	ASSOCIATE DEGREE IN NURSING	704004	ACCREDITED
JERSEY COLLEGE	JACKSONVILLE	ASSOCIATE DEGREE IN NURSING	704056	ACCREDITED
JERSEY COLLEGE	SUNRISE	ASSOCIATE DEGREE IN NURSING	707035	ACCREDITED
JERSEY COLLEGE	LARGO	ASSOCIATE DEGREE IN NURSING	704124	ACCREDITED
JERSEY COLLEGE	BROOKSVILLE	ASSOCIATE DEGREE IN NURSING	704212	ACCREDITED
JERSEY COLLEGE	NAPLES	ASSOCIATE DEGREE IN NURSING	704220	ACCREDITED
JETMAPP SCHOOL OF NURSING, INC	MIAMI GARDENS	ASSOCIATE DEGREE IN NURSING	704143	APPROVED
JUSTEE COLLEGE	FORT PIERCE	ASSOCIATE DEGREE IN NURSING	704210	APPROVED
KEISER UNIVERSITY	CLEARWATER	ASSOCIATE DEGREE IN NURSING	704116	ACCREDITED
KEISER UNIVERSITY	DAYTONA BEACH	ASSOCIATE DEGREE IN NURSING	704136	ACCREDITED
KEISER UNIVERSITY	FORT MYERS	BACHELOR'S DEGREE IN NURSING	705131	ACCREDITED
KEISER UNIVERSITY	FORT MYERS	ASSOCIATE DEGREE IN NURSING	704238	ACCREDITED
KEISER UNIVERSITY - FLAGSHIP CAMPUS	WEST PALM BEACH	BACHELOR'S DEGREE IN NURSING	705115	ACCREDITED
KEISER UNIVERSITY - FORT LAUDERDALE	FORT LAUDERDALE	BACHELOR'S DEGREE IN NURSING	705116	ACCREDITED
KEISER UNIVERSITY - LAKELAND CAMPUS	LAKELAND	BACHELOR'S DEGREE IN NURSING	705148	ACCREDITED
KEISER UNIVERSITY - NAPLES CAMPUS	NAPLES	BACHELOR'S DEGREE IN NURSING	705152	ACCREDITED
KEISER UNIVERSITY - NEW PORT RICHEY	NEW PORT RICHEY	ASSOCIATE DEGREE IN NURSING	704114	ACCREDITED
KEISER UNIVERSITY - ORLANDO CAMPUS	ORLANDO	BACHELOR'S DEGREE IN NURSING	705136	ACCREDITED

KEISER UNIVERSITY - PORT SAINT LUCIE	PORT SAINT LUCIE	ASSOCIATE DEGREE IN NURSING	70440	ACCREDITED
KEISER UNIVERSITY - PORT ST. LUCIE CAMPUS	PORT SAINT LUCIE	BACHELOR'S DEGREE IN NURSING	705139	ACCREDITED
KEISER UNIVERSITY - SARASOTA	SARASOTA	BACHELOR'S DEGREE IN NURSING	705110	ACCREDITED
KEISER UNIVERSITY - TALLAHASSEE CAMPUS	TALLAHASSEE	BACHELOR'S DEGREE IN NURSING	705155	ACCREDITED
KEISER UNIVERSITY - TAMPA CAMPUS	TAMPA	BACHELOR'S DEGREE IN NURSING	705170	ACCREDITED
KEISER UNIVERSITY - WEST PALM BEACH CAMPUS	WEST PALM BEACH	BACHELOR'S DEGREE IN NURSING	705135	ACCREDITED
KEISER UNIVERSITY- FORT LAUDERDALE-ADN	FORT LAUDERDALE	ASSOCIATE DEGREE IN NURSING	70423	ACCREDITED
KEISER UNIVERSITY- JACKSONVILLE-ADN	JACKSONVILLE	ASSOCIATE DEGREE IN NURSING	70490	ACCREDITED
KEISER UNIVERSITY- MELBOURNE CAMPUS	MELBOURNE	BACHELOR'S DEGREE IN NURSING	705189	ACCREDITED
KEISER UNIVERSITY- MELBOURNE CAMPUS-ADN	MELBOURNE	ASSOCIATE DEGREE IN NURSING	704015	ACCREDITED
KEISER UNIVERSITY- MIAMI CAMPUS	MIAMI	BACHELOR'S DEGREE IN NURSING	705157	ACCREDITED
KEISER UNIVERSITY- MIAMI- ADN	MIAMI	ASSOCIATE DEGREE IN NURSING	70407	ACCREDITED
KEISER UNIVERSITY- TAMPA	TAMPA	ASSOCIATE DEGREE IN NURSING	70418	ACCREDITED
KEISER UNIVERSITY- WPB- ADN	WEST PALM BEACH	ASSOCIATE DEGREE IN NURSING	70406	ACCREDITED
KEISER UNIVERSITY-ADN	ORLANDO	ASSOCIATE DEGREE IN NURSING	704055	ACCREDITED
KEISER UNIVERSITY- LAKELAND	LAKELAND	ASSOCIATE DEGREE IN NURSING	70403	ACCREDITED
KEISER UNIVERSITY-NAPLES CAMPUS	NAPLES	ASSOCIATE DEGREE IN NURSING	704244	ACCREDITED
KEISER UNIVERSITY- PEMBROKE PINES CAMPUS	PEMBROKE PINES	BACHELOR'S DEGREE IN NURSING	705146	PROBATIONARY
KEISER UNIVERSITY- SARASOTA CAMPUS-ADN	SARASOTA	ASSOCIATE DEGREE IN NURSING	704020	ACCREDITED
KEISER UNIVERSITY- TALLAHASSEE-ADN	TALLAHASSEE	ASSOCIATE DEGREE IN NURSING	70426	ACCREDITED
LAKE-SUMTER STATE COLLEGE	LEESBURG	ASSOCIATE DEGREE IN NURSING	704005	ACCREDITED
LARKIN SCHOOL OF NURSING, LLC	SOUTH MIAMI	ASSOCIATE DEGREE IN NURSING	704231	PROBATIONARY
LINCOLN MEMORIAL UNIVERSITY	TAMPA	ASSOCIATE DEGREE IN NURSING	704126	ACCREDITED
LINCOLN MEMORIAL UNIVERSITY	TAMPA	BACHELOR'S DEGREE IN NURSING	705121	ACCREDITED
LIVELY TECHNICAL COLLEGE - DPL	TALLAHASSEE	DIPLOMA	703057	APPROVED
MED COLLEGE	MIAMI	ASSOCIATE DEGREE IN NURSING	704174	APPROVED
MERAKII COLLEGE OF HEALTH	LAKELAND	ASSOCIATE DEGREE IN NURSING	704221	APPROVED

MERAKII COLLEGE OF HEALTH	LAKELAND	BACHELOR'S DEGREE IN NURSING	705180	APPROVED
MERIDIAN WEST CENTRAL COLLEGE	SARASOTA	BACHELOR'S DEGREE IN NURSING	705161	APPROVED
MERIDIAN WEST CENTRAL COLLEGE	SARASOTA	ASSOCIATE DEGREE IN NURSING	704191	APPROVED
MIAMI DADE COLLEGE-SCHOOL OF NURSING-ADN	MIAMI	ASSOCIATE DEGREE IN NURSING	70484	ACCREDITED
MIAMI REGIONAL UNIVERSITY	MIAMI SPRINGS	ASSOCIATE DEGREE IN NURSING	707013	PROBATIONARY
MIAMI REGIONAL UNIVERSITY	MIAMI SPRINGS	BACHELOR'S DEGREE IN NURSING	705108	PROBATIONARY
MIAMI REGIONAL UNIVERSITY - MSN DIRECT ENTRY	MIAMI SPRINGS	DIRECT ENTRY MASTER'S	705119	PROBATIONARY
MYRIELLE COLLEGE OF NURSING	PALM SPRINGS	ASSOCIATE DEGREE IN NURSING	704187	APPROVED
NEW PROFESSIONS TECHNICAL INSTITUTE	MIAMI	ASSOCIATE DEGREE IN NURSING	704179	APPROVED
NORTH FLORIDA COLLEGE	MADISON	ASSOCIATE DEGREE IN NURSING	70416	ACCREDITED
NORTH PALM COLLEGE OF NURSING	ALTAMONTE SPRINGS	ASSOCIATE DEGREE IN NURSING	704241	APPROVED
NORTHWEST FLORIDA STATE COLLEGE-ADN	NICEVILLE	ASSOCIATE DEGREE IN NURSING	704050	ACCREDITED
NOVA SOUTHEASTERN UNIVERSITY	MIAMI	BACHELOR'S DEGREE IN NURSING	705107	ACCREDITED
NOVA SOUTHEASTERN UNIVERSITY - BSN	FORT LAUDERDALE	BACHELOR'S DEGREE IN NURSING	705078	ACCREDITED
NOVA SOUTHEASTERN UNIVERSITY - BSN	FORT MYERS	BACHELOR'S DEGREE IN NURSING	705096	ACCREDITED
NOVA SOUTHEASTERN UNIVERSITY, INC. - FT. MYERS - MSN	FORT MYERS	DIRECT ENTRY MASTER'S	705207	ACCREDITED
NOVA SOUTHEASTERN UNIVERSITY, INC. - MIAMI - MSN	MIAMI	DIRECT ENTRY MASTER'S	705208	ACCREDITED
NRI INSTITUTE OF HEALTH SCIENCES	ROYAL PALM BEACH	ASSOCIATE DEGREE IN NURSING	704188	APPROVED
NUC UNIVERSITY-FLORIDA TECHNICAL COLLEGE	TAMPA	ASSOCIATE DEGREE IN NURSING	704262	APPROVED
NUC UNIVERSITY-FLORIDA TECHNICAL COLLEGE	KISSIMMEE	ASSOCIATE DEGREE IN NURSING	704261	APPROVED
NUC UNIVERSITY-FLORIDA TECHNICAL COLLEGE	KISSIMMEE	BACHELOR'S DEGREE IN NURSING	705201	APPROVED
NUC UNIVERSITY-FLORIDA TECHNICAL COLLEGE	ORLANDO	ASSOCIATE DEGREE IN NURSING	704263	APPROVED
NUC UNIVERSITY-FLORIDA TECHNICAL COLLEGE	ORLANDO	BACHELOR'S DEGREE IN NURSING	705203	APPROVED
NUC UNIVERSITY-FLORIDA TECHNICAL COLLEGE	TAMPA	BACHELOR'S DEGREE IN NURSING	705202	APPROVED
NURCLEX HEALTHCARE INSTITUTE	PLANTATION	ASSOCIATE DEGREE IN NURSING	704218	APPROVED
NURSING BRIDGES INSTITUTE	PENSACOLA	ASSOCIATE DEGREE IN NURSING	704150	PROBATIONARY

NURSING NETWORK CHRISTIAN SCHOOL	LAUDERHILL	ASSOCIATE DEGREE IN NURSING	704207	APPROVED
NURU HEALTH INSTITUTE	TAMARAC	ASSOCIATE DEGREE IN NURSING	704190	APPROVED
PALM BEACH ATLANTIC UNIVERSITY	ORLANDO	BACHELOR'S DEGREE IN NURSING	705175	ACCREDITED
PALM BEACH ATLANTIC UNIVERSITY - BSN	WEST PALM BEACH	BACHELOR'S DEGREE IN NURSING	705030	ACCREDITED
PALM BEACH CAREER COLLEGE	FORT PIERCE	ASSOCIATE DEGREE IN NURSING	704200	APPROVED
PALM BEACH CAREER COLLEGE	FORT PIERCE	BACHELOR'S DEGREE IN NURSING	705169	APPROVED
PALM BEACH INTERNATIONAL COLLEGE	WEST PALM BEACH	BACHELOR'S DEGREE IN NURSING	705153	APPROVED
PALM BEACH INTERNATIONAL COLLEGE	WEST PALM BEACH	ASSOCIATE DEGREE IN NURSING	704173	APPROVED
PALM BEACH STATE COLLEGE-ADN	BELLE GLADE	ASSOCIATE DEGREE IN NURSING	704092	ACCREDITED
PALM BEACH STATE COLLEGE-ADN	LAKE WORTH	ASSOCIATE DEGREE IN NURSING	704086	ACCREDITED
PASCO-HERNANDO STATE COLLEGE	NEW PORT RICHEY	ASSOCIATE DEGREE IN NURSING	70464	ACCREDITED
PENSACOLA CHRISTIAN COLLEGE - BS	PENSACOLA	BACHELOR'S DEGREE IN NURSING	70568	ACCREDITED
PENSACOLA STATE COLLEGE	PENSACOLA	ASSOCIATE DEGREE IN NURSING	704087	ACCREDITED
PIBERRY INSTITUTE INC	HOMESTEAD	ASSOCIATE DEGREE IN NURSING	704165	APPROVED
PIONEER ACADEMY OF NURSING	PEMBROKE PARK	ASSOCIATE DEGREE IN NURSING	704196	APPROVED
POLK STATE COLLEGE-ADN	WINTER HAVEN	ASSOCIATE DEGREE IN NURSING	70476	ACCREDITED
PREMIERE INTERNATIONAL COLLEGE	FT MYERS	ASSOCIATE DEGREE IN NURSING	707051	ACCREDITED
PREMIERE INTERNATIONAL COLLEGE	FT MYERS	BACHELOR'S DEGREE IN NURSING	705016	APPROVED
QUEST NURSING EDUCATION CENTER	TAMPA	ASSOCIATE DEGREE IN NURSING	704213	APPROVED
QUEST NURSING EDUCATION CENTER	TAMPA	BACHELOR'S DEGREE IN NURSING	705176	APPROVED
RASMUSSEN UNIVERSITY - ADN - FT MYERS	FORT MYERS	ASSOCIATE DEGREE IN NURSING	704036	PROBATIONARY
RASMUSSEN UNIVERSITY - ADN - OCALA	OCALA	ASSOCIATE DEGREE IN NURSING	704095	PROBATIONARY
RASMUSSEN UNIVERSITY - ADN - ODESSA	ODESSA	ASSOCIATE DEGREE IN NURSING	704091	ACCREDITED
RASMUSSEN UNIVERSITY - ADN - TAMPA/BRANDON	BRANDON	ASSOCIATE DEGREE IN NURSING	704094	PROBATIONARY
RASMUSSEN UNIVERSITY - BSN - FORT MYERS	FORT MYERS	BACHELOR'S DEGREE IN NURSING	705118	ACCREDITED
RASMUSSEN UNIVERSITY - BSN - OCALA	OCALA	BACHELOR'S DEGREE IN NURSING	705122	ACCREDITED
RASMUSSEN UNIVERSITY - BSN - ODESSA	ODESSA	BACHELOR'S DEGREE IN NURSING	705111	ACCREDITED

RASMUSSEN UNIVERSITY - BSN - TAMPA/BRANDON	BRANDON	BACHELOR'S DEGREE IN NURSING	705117	ACCREDITED
RENAISSANCE CAREER INSTITUTE	MIAMI	ASSOCIATE DEGREE IN NURSING	704201	APPROVED
RIGGS COLLEGE OF ALLIED HEALTH	LONGWOOD	ASSOCIATE DEGREE IN NURSING	704177	APPROVED
ROYAL ADVANCED INSTITUTE	MIAMI	ASSOCIATE DEGREE IN NURSING	704260	APPROVED
SABER COLLEGE	MIAMI	ASSOCIATE DEGREE IN NURSING	704168	APPROVED
SAINT LEO UNIVERSITY	SAINT LEO	BACHELOR'S DEGREE IN NURSING	705166	APPROVED
SANTA FE COLLEGE	GAINESVILLE	ASSOCIATE DEGREE IN NURSING	70471	ACCREDITED
SEMINOLE STATE COLLEGE OF FLORIDA	ALTAMONTE SPRINGS	ASSOCIATE DEGREE IN NURSING	70462	ACCREDITED
SHARRON NURSING ACADEMY	JACKSONVILLE	ASSOCIATE DEGREE IN NURSING	704249	APPROVED
SMTL SCHOOL OF FAITH & NURSING, LLC	OCOEE	ASSOCIATE DEGREE IN NURSING	704234	APPROVED
SOUTH COLLEGE	ORLANDO	BACHELOR'S DEGREE IN NURSING	705184	APPROVED
SOUTH COLLEGE	ORLANDO	ASSOCIATE DEGREE IN NURSING	704251	APPROVED
SOUTH FLORIDA COLLEGE OF NURSING	DORAL	ASSOCIATE DEGREE IN NURSING	704128	ACCREDITED
SOUTH FLORIDA COLLEGE OF NURSING	DORAL	ASSOCIATE DEGREE IN NURSING	704247	ACCREDITED
SOUTH FLORIDA STATE COLLEGE	AVON PARK	ASSOCIATE DEGREE IN NURSING	70400	ACCREDITED
SOUTH UNIVERSITY	ROYAL PALM BEACH	BACHELOR'S DEGREE IN NURSING	705070	ACCREDITED
SOUTH UNIVERSITY	ORLANDO	BACHELOR'S DEGREE IN NURSING	705156	ACCREDITED
SOUTH UNIVERSITY- TAMPA-BSN	TAMPA	BACHELOR'S DEGREE IN NURSING	70504	ACCREDITED
SOUTHEASTERN COLLEGE	WEST PALM BEACH	ASSOCIATE DEGREE IN NURSING	704149	PROBATIONARY
SOUTHEASTERN COLLEGE- MIAMI LAKES	MIAMI LAKES	ASSOCIATE DEGREE IN NURSING	704013	PROBATIONARY
SOUTHEASTERN UNIVERSITY	LAKELAND	BACHELOR'S DEGREE IN NURSING	70536	ACCREDITED
SOUTHEASTERN UNIVERSITY (SEU)	LAKELAND	ASSOCIATE DEGREE IN NURSING	704259	APPROVED
SOVEREIGN SCHOOL OF NURSING - ADN	NORTH MIAMI	ASSOCIATE DEGREE IN NURSING	704270	APPROVED
SOVEREIGN SCHOOL OF NURSING - BSN	NORTH MIAMI	BACHELOR'S DEGREE IN NURSING	705214	APPROVED
ST. JOHNS RIVER STATE COLLEGE	PALATKA	ASSOCIATE DEGREE IN NURSING	704025	ACCREDITED
ST. PETERSBURG COLLEGE	SAINT PETERSBURG	ASSOCIATE DEGREE IN NURSING	704089	ACCREDITED
ST. THOMAS UNIVERSITY	MIAMI GARDENS	BACHELOR'S DEGREE IN NURSING	705112	ACCREDITED

STARLEN COLLEGE OF NURSING	LAUDERHILL	BACHELOR'S DEGREE IN NURSING	705181	APPROVED
STARLEN COLLEGE OF NURSING	LAUDERHILL	ASSOCIATE DEGREE IN NURSING	704226	APPROVED
STATE COLLEGE OF FLORIDA	BRADENTON	ASSOCIATE DEGREE IN NURSING	704080	ACCREDITED
SUNLIGHT HEALTHCARE ACADEMY	LONGWOOD	ASSOCIATE DEGREE IN NURSING	704160	APPROVED
SUNRISE SCHOOL OF NURSING	PLANTATION	ASSOCIATE DEGREE IN NURSING	704175	APPROVED
TALLAHASSEE STATE COLLEGE	TALLAHASSEE	ASSOCIATE DEGREE IN NURSING	704068	ACCREDITED
TALLAHASSEE STATE COLLEGE	TALLAHASSEE	ASSOCIATE DEGREE IN NURSING	704163	PROBATIONARY
TAMPA MEDICAL COLLEGE	TAMPA	BACHELOR'S DEGREE IN NURSING	705149	APPROVED
TAMPA MEDICAL COLLEGE	TAMPA	ASSOCIATE DEGREE IN NURSING	704219	APPROVED
TAYLOR COLLEGE	OCALA	ASSOCIATE DEGREE IN NURSING	704027	PROBATIONARY
TEQUESTA HEALTH COLLEGE, INC.	WESTON	ASSOCIATE DEGREE IN NURSING	704171	APPROVED
THE COLLEGE OF THE FLORIDA KEYS	KEY WEST	ASSOCIATE DEGREE IN NURSING	70474	ACCREDITED
TRINITY GLOBAL COLLEGE	ORLANDO	ASSOCIATE DEGREE IN NURSING	704258	APPROVED
TRINITY SCHOOL OF NURSING	PLANTATION	ASSOCIATE DEGREE IN NURSING	704206	APPROVED
UNIVERSITY OF CENTRAL FLORIDA - BSN	ORLANDO	BACHELOR'S DEGREE IN NURSING	705067	ACCREDITED
UNIVERSITY OF FLORIDA - BSN	GAINESVILLE	BACHELOR'S DEGREE IN NURSING	705085	ACCREDITED
UNIVERSITY OF MIAMI - BSN	CORAL GABLES	BACHELOR'S DEGREE IN NURSING	70591	ACCREDITED
UNIVERSITY OF NORTH FLORIDA - BSN	JACKSONVILLE	BACHELOR'S DEGREE IN NURSING	70594	ACCREDITED
UNIVERSITY OF SOUTH FLORIDA, COLLEGE OF NURSING	TAMPA	BACHELOR'S DEGREE IN NURSING	705065	ACCREDITED
UNIVERSITY OF TAMPA	TAMPA	BACHELOR'S DEGREE IN NURSING	705010	ACCREDITED
UNIVERSITY OF WEST FLORIDA	PENSACOLA	BACHELOR'S DEGREE IN NURSING	705005	ACCREDITED
UTICA UNIVERSITY - MIRAMAR	MIRAMAR	BACHELOR'S DEGREE IN NURSING	705126	ACCREDITED
UTICA UNIVERSITY - MIRAMAR	MIRAMAR	BACHELOR'S DEGREE IN NURSING	705182	ACCREDITED
UTICA UNIVERSITY - MSN DIRECT ENTRY	SAINT PETERSBURG	DIRECT ENTRY MASTER'S	705191	APPROVED
UTICA UNIVERSITY - ST PETERSBURG	SAINT PETERSBURG	BACHELOR'S DEGREE IN NURSING	705103	ACCREDITED
UTICA UNIVERSITY - ST PETERSBURG	SAINT PETERSBURG	BACHELOR'S DEGREE IN NURSING	705162	ACCREDITED
VALENCIA COLLEGE - ADN	ORLANDO	ASSOCIATE DEGREE IN NURSING	70467	ACCREDITED

VICTORY COLLEGE OF NURSING	FORT LAUDERDALE	BACHELOR'S DEGREE IN NURSING	705151	APPROVED
VICTORY COLLEGE OF NURSING	FORT LAUDERDALE	ASSOCIATE DEGREE IN NURSING	704170	PROBATIONARY
VOCATIONAL TRAINING INSTITUTE	GREENACRES	ASSOCIATE DEGREE IN NURSING	704230	APPROVED
WEBBER INTERNATIONAL UNIVERSITY	BABSON PARK	BACHELOR'S DEGREE IN NURSING	705183	APPROVED
WEST COAST UNIVERSITY	DORAL	BACHELOR'S DEGREE IN NURSING	705018	ACCREDITED
WEST COAST UNIVERSITY	DORAL	ASSOCIATE DEGREE IN NURSING	704164	ACCREDITED
WESTERN GOVERNORS UNIVERSITY	DAYTONA BEACH	BACHELOR'S DEGREE IN NURSING	705101	ACCREDITED

Appendix 2.C
DOH MQA export of PN programs on January 13, 2025

Program Name	City	Program Type	License Number	License Status
A1 ALLIED HEALTH TRAINING	WEST PALM BEACH	CERTIFICATE	701236	APPROVED
ABUNDANT LIFE NURSING SCHOOL	MOUNT DORA	CERTIFICATE	701165	APPROVED
ACADEMY FOR NURSING AND HEALTH OCCUPATIONS	WEST PALM BCH	CERTIFICATE	702001	APPROVED
ACESO INSTITUTE OF HEALTH PROFESSIONS	LONGWOOD	CERTIFICATE	701218	APPROVED
AGAPE ACADEMY OF SCIENCES	DELRAY BEACH	CERTIFICATE	701125	APPROVED
AMERICAN HEALTHCARE INSTITUTE - PN	WEST PALM BEACH	CERTIFICATE	701184	APPROVED
AMERICAN TECHNICAL INSTITUTE	JACKSONVILLE	CERTIFICATE	701224	APPROVED
ATA CAREER EDUCATION	SPRING HILL	CERTIFICATE	701115	APPROVED
ATLANTIC TECHNICAL COLLEGE	COCONUT CREEK	CERTIFICATE	701086	ACCREDITED
ATLANTIC TECHNICAL COLLEGE & TECHNICAL HIGH SCHOOL	COCONUT CREEK	CERTIFICATE	701173	ACCREDITED
AURORA SCHOOL OF NURSING	MIRAMAR	CERTIFICATE	701211	APPROVED
BEACON HILL CAREER TRAINING	FT LAUDERDALE	CERTIFICATE	701138	APPROVED
BETHUNE-COOKMAN UNIVERSITY	DAYTONA BEACH	CERTIFICATE	701228	APPROVED
BIG BEND TECHNICAL COLLEGE	PERRY	CERTIFICATE	701104	APPROVED
BREVARD NURSING ACADEMY	PALM BAY	CERTIFICATE	701143	APPROVED
BRIDGEWAY SCHOOL OF NURSING	CASSELBERRY	CERTIFICATE	701141	APPROVED
BRIGHTMED HEALTH INSTITUTE	DAVIE	CERTIFICATE	701118	APPROVED
BRILLIANT ACADEMY HEALTH CENTER	ORLANDO	CERTIFICATE	702057	APPROVED
BROWARD COUNTY - ATLANTIC TECHNICAL COLLEGE - AFTERNOON PROGRAM	COCONUT CREEK	CERTIFICATE	701112	ACCREDITED
BROWARD COUNTY BLANCHE ELY HIGH SCHOOL - LPN	COCONUT CREEK	CERTIFICATE	702010	ACCREDITED
BROWARD-MIAMI HEALTH INSTITUTE	MIRAMAR	CERTIFICATE	701204	APPROVED
CAMBRIDGE COLLEGE OF HEALTHCARE & TECHNOLOGY - ALTAMONTE SPRINGS	ALTAMONTE SPRINGS	CERTIFICATE	701250	APPROVED
CAMBRIDGE COLLEGE OF HEALTHCARE & TECHNOLOGY - DELRAY BEACH	DELRAY BEACH	CERTIFICATE	701249	APPROVED
CAMBRIDGE COLLEGE OF HEALTHCARE & TECHNOLOGY - MIAMI GARDENS	MIAMI GARDENS	CERTIFICATE	701248	APPROVED
CAPE CORAL TECHNICAL COLLEGE	CAPE CORAL	CERTIFICATE	701042	APPROVED
CARE HOPE COLLEGE	JUPITER	CERTIFICATE	701134	PROBATIONARY
CHANCELLOR INSTITUTE, INC	FT LAUDERDALE	CERTIFICATE	701102	APPROVED

CHARLOTTE TECHNICAL COLLEGE	PORT CHARLOTTE	CERTIFICATE	701066	APPROVED
CHIPOLA COLLEGE	MARIANNA	CERTIFICATE	701000	APPROVED
COASTAL SCHOOL OF NURSING	JACKSONVILLE	CERTIFICATE	701244	APPROVED
COMPU-MED VOCATIONAL CAREERS	MIAMI	CERTIFICATE	701215	APPROVED
COMPU-MED VOCATIONAL CAREERS-FORT LAUDERDALE	FORT LAUDERDALE	CERTIFICATE	701252	APPROVED
COMPU-MED VOCATIONAL CAREERS, CORP.	HIALEAH	CERTIFICATE	701214	APPROVED
COMPU-MED VOCATIONAL CAREERS, CORP. - NAPLES - PN	NAPLES	CERTIFICATE	701253	APPROVED
CONCORDE CAREER INSTITUTE-JACKSONVILLE	JACKSONVILLE	CERTIFICATE	701025	APPROVED
DADE COUNTY HOMESTEAD SENIOR HIGH	HOMESTEAD	CERTIFICATE	702068	APPROVED
DADE COUNTY MIAMI EDISON HIGH SCHOOL	MIAMI	CERTIFICATE	702035	APPROVED
DADE INSTITUTE OF TECHNOLOGY AND HEALTH	NORTH MIAMI BEACH	CERTIFICATE	701198	APPROVED
DAYTONA COLLEGE	ORMOND BEACH	CERTIFICATE	701117	APPROVED
DAYTONA STATE COLLEGE	DAYTONA BEACH	CERTIFICATE	701085	APPROVED
DE-EMPIRE ACADEMY FOR HEALTHCARE EDUCATION	WEST PALM BEACH	CERTIFICATE	701172	APPROVED
DESOTO COUNTY SCHOOL OF PRACTICAL NURSING	ARCADIA	CERTIFICATE	701063	APPROVED
DOMINIUM INSTITUTE	FORT MYERS	CERTIFICATE	701219	APPROVED
DONATELLO SCHOOL OF NURSING AND HEALTHCARE	APOPKA	CERTIFICATE	701191	APPROVED
DOXA ACADEMY	MELBOURNE	CERTIFICATE	701155	APPROVED
EASTERN FLORIDA STATE COLLEGE	MELBOURNE	CERTIFICATE	701072	APPROVED
ECPI UNIVERSITY	LAKE MARY	CERTIFICATE	701227	APPROVED
EDOUARD HEALTH INSTITUTE AND TRAINING CENTER, INC.	NORTH LAUDERDALE	CERTIFICATE	701201	APPROVED
EDUCARE ENVISION COLLEGE OF NURSING	MELBOURNE	CERTIFICATE	701163	APPROVED
EMERALD COAST TECHNICAL COLLEGE	DEFUNIAK SPRINGS	CERTIFICATE	701020	APPROVED
EMERALD COAST TECHNICAL COLLEGE AT MAGNET INNOVATION CENTER-WATE	DEFUNIAK SPRINGS	CERTIFICATE	701242	APPROVED
EMIRAZA COLLEGE	FORT PIERCE	CERTIFICATE	702041	APPROVED
ERWIN TECHNICAL COLLEGE	TAMPA	CERTIFICATE	701054	APPROVED
EVOLUTION HEALTH ACADEMY	MARGATE	CERTIFICATE	701136	APPROVED
EVOLUTION HEALTH ACADEMY	MIAMI GARDENS	CERTIFICATE	701150	PROBATIONARY
FAITH ACADEMY	TAMPA	CERTIFICATE	701181	APPROVED
FINLAY INSTITUTE OF NURSING LLC	TAMPA	CERTIFICATE	701239	APPROVED
FIRST COAST TECHNICAL COLLEGE	ST AUGUSTINE	CERTIFICATE	701082	APPROVED
FLORIDA GATEWAY COLLEGE	LAKE CITY	CERTIFICATE	701006	APPROVED
FLORIDA PANHANDLE TECHNICAL COLLEGE	CHIPLEY	CERTIFICATE	701071	APPROVED

FLORIDA STATE COLLEGE AT JACKSONVILLE	JAX	CERTIFICATE	701079	APPROVED
FORT MYERS TECHNICAL COLLEGE	FORT MYERS	CERTIFICATE	701081	APPROVED
FORTIS COLLEGE- CUTLER BAY	CUTLER BAY	CERTIFICATE	701156	APPROVED
FORTIS COLLEGE- ORANGE PARK	ORANGE PARK	CERTIFICATE	701160	APPROVED
FORTIS INSTITUTE	PORT SAINT LUCIE	CERTIFICATE	701009	APPROVED
FORTIS INSTITUTE	PENSACOLA	CERTIFICATE	701171	APPROVED
FVI SCHOOL OF NURSING AND TECHNOLOGY - PN - MIAMI	MIAMI	CERTIFICATE	701152	APPROVED
FVI SCHOOL OF NURSING AND TECHNOLOGY - PN - MIRAMAR	MIRAMAR	CERTIFICATE	701157	APPROVED
GADSDEN TECHNICAL COLLEGE	QUINCY	CERTIFICATE	701061	APPROVED
GALEN COLLEGE OF NURSING	SAINT PETERSBURG	CERTIFICATE	701004	ACCREDITED
GALEN COLLEGE OF NURSING	GAINESVILLE	CERTIFICATE	701199	APPROVED
GALEN COLLEGE OF NURSING	ORLANDO	CERTIFICATE	701226	APPROVED
GLADSTONE COLLEGE OF NURSING	DAVIE	CERTIFICATE	701196	APPROVED
GLOBALTELL COLLEGE OF FLORIDA - PN	PEMBROKE PINES	CERTIFICATE	701225	APPROVED
GRACE COMMUNITY INSTITUTE	BOCA RATON	CERTIFICATE	701178	APPROVED
GRACE SCHOOL OF NURSING INC.	WEST PALM BEACH	CERTIFICATE	701241	APPROVED
GULF COAST STATE COLLEGE - GULF FRANKLIN CENTER	PORT ST. JOE	CERTIFICATE	701097	APPROVED
GWINNETT INSTITUTE	ORLANDO	CERTIFICATE	701024	APPROVED
HAJGDEN INTERNATIONAL COLLEGE	ORLANDO	CERTIFICATE	701177	APPROVED
HCA FLORIDA MERCY HOSPITAL COLLEGE OF NURSING - PN	MIAMI	CERTIFICATE	701221	APPROVED
HCA FLORIDA MERCY HOSPITAL SCHOOL OF PRACTICAL NURSING	MIAMI	CERTIFICATE	701060	PROBATIONARY
HCI COLLEGE	FORT LAUDERDALE	CERTIFICATE	701209	APPROVED
HCI COLLEGE	WEST PALM BEACH	CERTIFICATE	701237	APPROVED
HEARTS ASSOCIATES INSTITUTE	BOYNTON BEACH	CERTIFICATE	701188	APPROVED
HEBRON INTERNATIONAL COLLEGE, INC	KISSIMMEE	CERTIFICATE	701131	APPROVED
HEBRON TECHNICAL INSTITUTE - PN	PLANTATION	CERTIFICATE	701098	PROBATIONARY
HELPING HEARTS TRAINING CENTER	ORANGE PARK	CERTIFICATE	701256	APPROVED
HERITAGE CAREER INSTITUTE	GREENACRES	CERTIFICATE	701235	APPROVED
HERZING UNIVERSITY	WINTER PARK	CERTIFICATE	702056	ACCREDITED
HERZING UNIVERSITY-TAMPA	TAMPA	CERTIFICATE	701238	ACCREDITED
HOPE COLLEGE OF ARTS & SCIENCES	POMPANO BEACH	CERTIFICATE	702083	APPROVED
HORIZON HEALTHCARE INSTITUTE	PORT CHARLOTTE	CERTIFICATE	702006	APPROVED
HORIZON HEALTHCARE INSTITUTE, INC.	FORT MYERS	CERTIFICATE	701049	APPROVED
HORIZON HEALTHCARE INSTITUTE, INC.	MELBOURNE	CERTIFICATE	701137	APPROVED

HUNTINGTON INTERNATIONAL COLLEGE	PLANTATION	CERTIFICATE	701179	APPROVED
IMMOKALEE TECHNICAL COLLEGE	IMMOKALEE	CERTIFICATE	701045	APPROVED
INDIAN RIVER STATE COLLEGE - PN	PORT SAINT LUCIE	CERTIFICATE	701077	APPROVED
INLET GROVE COMMUNITY HIGH SCHOOL	RIVIERA BEACH	CERTIFICATE	701130	APPROVED
INSTITUTE OF HEALTH CAREERS	LEHIGH ACRES	CERTIFICATE	701142	APPROVED
INTERNATIONAL INSTITUTE FOR HEALTH CARE PROFESSIONALS, INC.	BOCA RATON	CERTIFICATE	702017	APPROVED
ITECH GLADES TECHNICAL COLLEGE	MOORE HAVEN	CERTIFICATE	701229	APPROVED
JACKSONVILLE UNIVERSITY PRACTICAL NURSE PROGRAM	JACKSONVILLE	CERTIFICATE	701222	APPROVED
JAMES INTERNATIONAL ACADEMY OF HEALTH	NORTH LAUDERDALE	CERTIFICATE	702067	PROBATIONARY
JERSEY COLLEGE	TAMPA	CERTIFICATE	701055	APPROVED
JERSEY COLLEGE	JACKSONVILLE	CERTIFICATE	701032	APPROVED
JERSEY COLLEGE - SUNRISE - PN	SUNRISE	CERTIFICATE	701251	APPROVED
JETMAPP SCHOOL OF NURSING	MIAMI GARDENS	CERTIFICATE	701140	APPROVED
JUSTEE COLLEGE	FORT PIERCE	CERTIFICATE	701193	APPROVED
LAKE TECHNICAL COLLEGE	EUSTIS	CERTIFICATE	701078	APPROVED
LINDSEY HOPKINS TECHNICAL COLLEGE	MIAMI	CERTIFICATE	701053	APPROVED
LIVELY TECHNICAL COLLEGE	TALLAHASSEE	CERTIFICATE	701099	APPROVED
LORENZO WALKER TECHNICAL COLLEGE	NAPLES	CERTIFICATE	701070	APPROVED
MANATEE TECHNICAL COLLEGE	BRADENTON	CERTIFICATE	701083	APPROVED
MARGATE MEDICAL TRAINING CENTER	MARGATE	CERTIFICATE	701146	APPROVED
MARION TECHNICAL COLLEGE	OCALA	CERTIFICATE	702059	APPROVED
MARLENE TRAINING CENTER	OAKLAND PARK	CERTIFICATE	701166	APPROVED
MCFATTER TECHNICAL COLLEGE	DAVIE	CERTIFICATE	70202	ACCREDITED
MEDICAL INSTITUTE OF PALM BEACH, INC	GREENACRES	CERTIFICATE	701168	APPROVED
MEDWORLD ACADEMY	WEST PALM BEACH	CERTIFICATE	701182	APPROVED
MERAKII COLLEGE OF HEALTH	LAKELAND	CERTIFICATE	701208	APPROVED
MERIDIAN WEST CENTRAL COLLEGE - PN	SARASOTA	CERTIFICATE	701243	APPROVED
MIAMI DADE COLLEGE, BENJAMIN LEON SCHOOL OF NURSING	MIAMI	CERTIFICATE	701230	APPROVED
MIAMI LAKES EDUCATIONAL CENTER AND TECHNICAL COLLEGE	MIAMI GARDENS	CERTIFICATE	702054	APPROVED
MOUNT ZION SCHOOL OF HEALTH, INC.	GREENACRES	CERTIFICATE	701233	APPROVED
MYRIELLE COLLEGE OF NURSING	PALM SPRINGS	CERTIFICATE	701180	APPROVED

NAPLES NURSING ACADEMY, LLC	NAPLES	CERTIFICATE	701147	APPROVED
NORTH BROWARD TECHNICAL CENTER, INC.	DEERFIELD BEACH	CERTIFICATE	702020	APPROVED
NORTH FLORIDA COLLEGE	MADISON	CERTIFICATE	701089	APPROVED
NORTH FLORIDA TECHNICAL COLLEGE	STARKE	CERTIFICATE	701007	APPROVED
NURCLEX HEALTHCARE INSTITUTE	PLANTATION	CERTIFICATE	701202	APPROVED
NURSING BRIDGES INSTITUTE	PENSACOLA	CERTIFICATE	701148	APPROVED
OKALOOSA TECHNICAL COLLEGE	FT WALTON BEACH	CERTIFICATE	701005	APPROVED
ORANGE TECHNICAL COLLEGE - ORLANDO CAMPUS	ORLANDO	CERTIFICATE	701087	APPROVED
ORLANDO SCHOOL OF NURSING, LLC	LAKE MARY	CERTIFICATE	701245	APPROVED
OSCEOLA TECHNICAL COLLEGE	KISSIMMEE	CERTIFICATE	701036	APPROVED
PALM BEACH CAREER COLLEGE	FORT PIERCE	CERTIFICATE	701186	APPROVED
PALM BEACH INTERNATIONAL COLLEGE	WEST PALM BEACH	CERTIFICATE	701170	APPROVED
PALM BEACH STATE COLLEGE-LPN	LAKE WORTH	CERTIFICATE	701050	APPROVED
PALMETTO MEDICAL INSTITUTE	MIAMI	CERTIFICATE	701200	APPROVED
PASCO-HERNANDO STATE COLLEGE	NEW PORT RICHEY	CERTIFICATE	701064	APPROVED
PENSACOLA STATE COLLEGE	PENSACOLA	CERTIFICATE	701057	PROBATIONARY
PINELLAS TECHNICAL COLLEGE - CLEARWATER	CLEARWATER	CERTIFICATE	701094	APPROVED
PINELLAS TECHNICAL COLLEGE - ST. PETERSBURG	ST. PETERSBURG	CERTIFICATE	701051	APPROVED
PIONEER ACADEMY OF NURSING	PEMBROKE PARK	CERTIFICATE	701183	APPROVED
PREMIERE INTERNATIONAL COLLEGE	FORT MYERS	CERTIFICATE	701029	APPROVED
QUEST NURSING EDUCATION CENTER	TAMPA	CERTIFICATE	701240	APPROVED
RADFORD M. LOCKLIN TECHNICAL COLLEGE	MILTON	CERTIFICATE	702036	APPROVED
RASMUSSEN UNIVERSITY - PN - FT MYERS	FORT MYERS	CERTIFICATE	702011	APPROVED
RASMUSSEN UNIVERSITY - PN - Ocala	OCALA	CERTIFICATE	702014	APPROVED
RASMUSSEN UNIVERSITY - PN - ODESSA	ODESSA	CERTIFICATE	702022	ACCREDITED
RASMUSSEN UNIVERSITY - PN - TAMPA/BRANDON	BRANDON	CERTIFICATE	702032	APPROVED
RENAISSANCE CAREER INSTITUTE	MIAMI	CERTIFICATE	701187	APPROVED
RENAISSANCE HEALTH INSTITUTE	WEST PALM BEACH	CERTIFICATE	701139	APPROVED
RIDGE TECHNICAL COLLEGE	WINTER HAVEN	CERTIFICATE	701008	APPROVED
RIGGS COLLEGE OF ALLIED HEALTH	LONGWOOD	CERTIFICATE	701169	APPROVED
RIVEROAK TECHNICAL COLLEGE	LIVE OAK	CERTIFICATE	701073	APPROVED

ROBERT MORGAN EDUCATIONAL CENTER AND TECHNICAL COLLEGE	MIAMI	CERTIFICATE	702048	APPROVED
ROYAL LAKE COLLEGE LLC	LAKE WORTH	CERTIFICATE	701254	APPROVED
RUBY'S ACADEMY FOR HEALTH OCCUPATIONS	LAUDERHILL	CERTIFICATE	702053	PROBATIONARY
SANTA FE COLLEGE	GAINESVILLE	CERTIFICATE	701103	APPROVED
SEED-TIME ACADEMY AND SCHOOL FOR HIGHER LEARNING	LAUDERHILL	CERTIFICATE	701153	APPROVED
SHARRON NURSING ACADEMY	JACKSONVILLE	CERTIFICATE	701231	APPROVED
SHERIDAN TECHNICAL COLLEGE	HOLLYWOOD	CERTIFICATE	70205	ACCREDITED
SHERIDAN TECHNICAL HIGH SCHOOL	HOLLYWOOD	CERTIFICATE	701132	ACCREDITED
SMTL SCHOOL OF FAITH & NURSING, LLC	OCOE	CERTIFICATE	701110	APPROVED
SOUTH COLLEGE	ORLANDO	CERTIFICATE	701216	APPROVED
SOUTH FLORIDA HEALTH CARE INSTITUTE, LLC	BOCA RATON	CERTIFICATE	701234	APPROVED
SOUTH FLORIDA STATE COLLEGE	AVON PARK	CERTIFICATE	701068	APPROVED
SOUTHEASTERN COLLEGE- MIAMI LAKES	MIAMI LAKES	CERTIFICATE	702069	APPROVED
SOUTHEASTERN COLLEGE- WEST PALM BEACH	WEST PALM BCH	CERTIFICATE	701034	PROBATIONARY
SOVEREIGN SCHOOL OF NURSING	NORTH MIAMI	CERTIFICATE	701133	APPROVED
ST. JOHNS RIVER STATE COLLEGE	PALATKA	CERTIFICATE	701129	APPROVED
SUNCOAST TECHNICAL COLLEGE	SARASOTA	CERTIFICATE	701093	APPROVED
SUNCOAST TECHNICAL COLLEGE	SARASOTA	CERTIFICATE	701127	APPROVED
SUNLIGHT HEALTHCARE ACADEMY	LONGWOOD	CERTIFICATE	701154	APPROVED
SUNRISE SCHOOL OF NURSING	PLANTATION	CERTIFICATE	701164	APPROVED
TAMPA MEDICAL COLLEGE	TAMPA	CERTIFICATE	701039	APPROVED
TAYLOR COLLEGE	OCALA	CERTIFICATE	701014	ACCREDITED
THE NURSING ACADEMY	HALLANDALE BEACH	CERTIFICATE	701255	APPROVED
TI INSTITUTE	ORLANDO	CERTIFICATE	701247	APPROVED
TOM P. HANEY TECHNICAL COLLEGE	PANAMA CITY	CERTIFICATE	701091	APPROVED
TOUZE HEALTH INSTITUTE	MIRAMAR	CERTIFICATE	701212	APPROVED
TRAVISS TECHNICAL COLLEGE	LAKELAND	CERTIFICATE	701095	APPROVED
TREASURE COAST TECHNICAL COLLEGE	VERO BEACH	CERTIFICATE	702082	APPROVED
TRINITY GLOBAL COLLEGE	ORLANDO	CERTIFICATE	701220	APPROVED
TRINITY SCHOOL OF NURSING	PLANTATION	CERTIFICATE	702076	APPROVED
TRUTH HEALTH ACADEMY	SUNRISE	CERTIFICATE	701203	APPROVED
UNIVERSAL TRAINING CENTER	WILTON MANORS	CERTIFICATE	701158	APPROVED
VALERE HEALTH INSTITUTE	LAUDERHILL	CERTIFICATE	701246	APPROVED
VERITAS NURSING ACADEMY	TAMPA	CERTIFICATE	701135	APPROVED
VICTORY COLLEGE OF NURSING	FORT LAUDERDALE	CERTIFICATE	701167	APPROVED

VOCATIONAL TRAINING INSTITUTE	GREENACRES	CERTIFICATE	701207	APPROVED
WILLIAM H TURNER TECHNICAL ARTS HIGH SCHOOL	MIAMI	CERTIFICATE	701107	APPROVED
WITHLACOOCHEE TECHNICAL COLLEGE	INVERNESS	CERTIFICATE	70167	APPROVED
A1 ALLIED HEALTH TRAINING	WEST PALM BEACH	CERTIFICATE	701236	APPROVED

List of Tables

- Page 9** - Table 1.1. Summary of Sampled Florida Prelicensure Nursing Programs
- Page 12** - Table 1.2. FCN Nursing Education Program Survey AY 2023-2024: Overall Survey Response Rate
- Page 13** - Table 1.3. FCN Nursing Education Program Survey AY 2023-2024: Response Rates
- Page 15** - Table 1.4. FCN Nursing Education Program Survey AY 2023-2024: Prelicensure Nursing Education Programs with Students Enrolled by Region
- Page 16** - Table 1.5. FCN Nursing Education Program Survey AY 2023-2024: Prelicensure RN Programs with Students Enrolled by Accreditation Status
- Page 17** - Table 1.6. FCN Nursing Education Program Survey AY 2023-2024: Prelicensure Nursing Programs with Students Enrolled by Profit Type
- Page 18** - Table 1.7. FCN Nursing Education Program Survey AY 2023-2024: Responding RN Programs by Accreditation Status and Profit Type
- Page 19** - Table 1.8. FCN Nursing Education Program Survey AY 2023-2024: Capacity of Pre- and Post-licensure Nursing Programs
- Page 22** - Table 1.9. FCN Nursing Education Program Survey AY 2023-2024: Capacity by Profit Type
- Page 23** - Table 1.10. FCN Nursing Education Program Survey AY 2023-2024: Capacity Measurement by Profit Type on September 30, 2023
- Page 24** - Table 1.11. FCN Nursing Education Program Survey AY 2023-2024: Capacity Measurement by Accreditation Status for Prelicensure RN Programs
- Page 25** - Table 1.12. FCN Nursing Education Program Survey AY 2023-2024: Capacity Measurement for Prelicensure RN Programs by Accreditation on September 30, 2023
- Page 25** - Table 1.13. FCN Nursing Education Program Survey AY 2023-2024: Mean and Median Values for Nursing Programs Statewide (Excluding Programs with No Students Enrolled)
- Page 26** - Table 1.14. AY 2020-2021 through AY 2023-2024: Reasons for Not Accepting More PN, ADN, BSN Prelicensure Applicants
- Page 28** - Table 1.15. FCN Nursing Education Program Survey AY 2023-2024: Admission and Progression Requirement by Profit Type
- Page 29** - Table 1.16. FCN Nursing Education Program Survey AY 2023-2024: Admission and Progression Requirement by Accreditation Status
- Page 30** - Table 1.17. FCN Nursing Education Program Survey AY 2023-2024: Prelicensure Nursing Program Student Retention Rate
- Page 30** - Table 1.18. FCN Nursing Education Program Survey AY 2023-2024: Prelicensure Student Retention Rate by Profit Type
- Page 30** - Table 1.19. FCN Nursing Education Program Survey AY 2023-2024: Prelicensure RN Program Student Retention Rate by Accreditation Status

Page 31 - Table 1.20. FCN Nursing Education Program Survey AY 2023-2024: Full-Time and Part-Time Faculty Vacancy Rates by Prelicensure Nursing Program

Page 31 - Table 1.21. FCN Nursing Education Program Survey AY 2023-2024: FT-Filled Positions

Page 32 - Table 1.22. FCN Nursing Education Program Survey AY 2023-2024: PT-Filled Positions

Page 32 - Table 1.23. FCN Nursing Education Program Survey AY 2023-2024: Student Enrollment and Number of Faculty by Program

Page 33 - Table 1.24. FCN Nursing Education Program Survey AY 2023-2024: Faculty Vacancy Rate by Profit Type

Page 33 - Table 1.25. FCN Nursing Education Program Survey AY 2023-2024: Faculty Vacancy Rate by Accreditation Status

Page 34 - Table 1.26. FCN Nursing Education Program Survey AY 2023-2024: Barriers to Faculty Recruitment by Nursing Program

Page 35-36 - Table 1.27. FCN Nursing Education Program Survey AY 2023-2024: Faculty Positions Difficult to Fill

Page 37 - Table 1.28. FCN Nursing Education Program Survey AY 2023-2024: Faculty, Student, and Graduate Gender by Program on September 30, 2023

Page 41-43 - Table 1.29. FCN Nursing Education Program Survey AY 2023-2024: Gender by Distribution of Nursing Faculty, Students, and Graduates by Profit Type on September 30, 2023

Page 44-45 - Table 1.30. FCN Nursing Education Program Survey AY 2023-2024: Race and Ethnicity FT Faculty, PT Faculty, Students, and Graduates Overview on September 30, 2023

Page 46-52 - Table 1.31. FCN Nursing Education Program Survey AY 2023-2024: Race and Ethnicity FT Faculty, PT Faculty, Students, and Graduates by Profit Type

Page 84 - Table 2.1. Florida's 2024 NCLEX-RN and NCLEX-PN Statistics

Page 86 - Table 2.2. Number of Florida Test-Takers Compared to NCLEX-RN and NCLEX-PN Pass Rate 2020-2024

Page 88-89 - Table 2.3. NCLEX-RN Rank Ordering of Jurisdictions

Page 90-91 - Table 2.4. NCLEX-PN Rank Ordering of Jurisdictions

Page 93 - Table 2.5. 2024 Prelicensure RN Programs with Test-Takers, Licensure Status, Number of Test-Takers, and Pass Rates

Page 95 - Table 2.6. 2024 RN Prelicensure Education Programs, Test-Takers, and Pass Rates by Institutional Characteristics

Page 96 - Table 2.7. 2024 BSN Prelicensure Education Programs, Test-Takers, and Pass Rates by Institutional Characteristics

Page 96 – Table 2.8. 2024 ADN Prelicensure Education Programs, Test-Takers, and Pass Rates by Institutional Characteristics

Page 97 – Table 2.9. 2024 MSN Prelicensure Education Programs, Test-Takers, and Pass Rates by Institutional Characteristics

Page 97 – Table 2.10. 2024 PN Prelicensure Education Programs, Test-Takers, and Pass Rates by Institutional Characteristics

Page 98 – Table 2.11. 2024 Length of Time from Graduation to Test-Taking and FL NCLEX-RN and NCLEX-PN Pass Rates

Page 100-101 – Table 2.12. Florida-Educated Candidates' NCLEX-RN and NCLEX-PN Test-Taking Jurisdiction and Pass Rates

Page 102 – Table 2.13. 2024 Distribution of FL NCLEX-RN and NCLEX-PN Test-Takers by Region

List of Figures

Page 3 - Figure 1.1. Regional Map of Florida

Page 10 - Figure 1.2. FCN Nursing Education Program Survey Academic Year (AY) 2023-2024: Number of Prelicensure Nursing Education Programs vs. Regional Florida Census Population

Page 11 - Figure 1.3. FCN Nursing Education Program Survey AY 2023-2024: Total Number of Prelicensure Nursing Education Programs per Estimated 100,000 Regional Population

Page 14 - Figure 1.4. FCN Nursing Education Program Survey AY 2023-2024: Total Number of Prelicensure Nursing Education Programs Compared to Number of Prelicensure Nursing Education Programs with Student Enrollment

Page 20 - Figure 1.5. FCN Nursing Education Program Survey: Trended PN Programs Application Cycle for AY 2020-2021 through AY 2023-2024

Page 21 - Figure 1.6. Trended AY 2020-2021 through AY 2023-2024: ADN Programs Application Cycle

Page 21 - Figure 1.7. Trended AY 2020-2021 through AY 2023-2024: BSN Programs Application Cycle

Page 38 - Figure 1.8. FCN Nursing Education Program Survey AY 2023-2024: FT Faculty Gender Distribution

Page 39 - Figure 1.9. FCN Nursing Education Program Survey AY 2023-2024: PT Faculty Gender Distribution

Page 40 - Figure 1.10. FCN Nursing Education Program Survey AY 2023-2024: Student Gender Distribution

Page 53 - Figure 1.11. FCN Nursing Education Program Survey AY 2023-2024: PN Programs FT Faculty Racial Distribution

Page 54 - Figure 1.12. FCN Nursing Education Program Survey AY 2023-2024: ADN Programs FT Faculty Racial Distribution

Page 55 - Figure 1.13. FCN Nursing Education Program Survey AY 2023-2024: BSN Programs FT Faculty Racial Distribution

Page 56 - Figure 1.14. FCN Nursing Education Program Survey AY 2023-2024: PN Programs Student Racial Distribution

Page 57 - Figure 1.15. FCN Nursing Education Program Survey AY 2023-2024: ADN Programs Student Racial Distribution

Page 58 - Figure 1.16. FCN Nursing Education Program Survey AY 2023-2024: BSN Programs Student Racial Distribution

Page 59 - Figure 1.17. FCN Nursing Education Program Survey AY 2023-2024: RN to BSN Programs Student Racial Distribution

Page 60 – Figure 1.18. FCN Nursing Education Program Survey AY 2023-2024: Graduate Programs Student Racial Distribution

Page 81 – Figure 2.1. Number of Successful NCLEX-RN and NCLEX-PN Test-Takers Over Time

Page 82 – Figure 2.2. Florida’s 2024 NCLEX-RN and NCLEX-PN Test-Takers by Program Type

Page 85 – Figure 2.3. FL and U.S. NCLEX-RN Pass Rates 2013-2024

Page 86 – Figure 2.4. FL and U.S. NCLEX-PN Pass Rates 2013-2024

Page 87 – Figure 2.5. FL NCLEX-RN Pass Rates and Number of Test-Takers 2020-2024

Page 87 – Figure 2.6. FL NCLEX-PN Pass Rates and Number of Test-Takers 2020-2024

Page 92 – Figure 2.7. 2024 NCLEX-RN Pass Rates by Program Licensure Status

Page 94 – Figure 2.8. Active Prelicensure RN Education Programs: Test-Taker Comparison

Page 99 – Figure 2.9. FL NCLEX-RN and NCLEX-PN Pass Rates by Months from Graduation to Testing 2020-2024

Page 103 – Figure 2.10. 2024 FL NCLEX-RN and NCLEX-PN Test-Takers by Region

Page 103 – Figure 2.11. 2024 FL NCLEX-RN and NCLEX-PN Test-Takers and Programs by Region

Page 104 – Figure 2.12. FL 2024 NCLEX-RN and NCLEX-PN Pass Rates by Region

Page 105 – Figure 2.13. FL 2024 NCLEX-RN Pass Rates by Region

Page 106 – Figure 2.14. FL 2024 BSN-Prepared NCLEX-RN Pass Rates by Region

Page 107 – Figure 2.15. FL 2024 ADN-Prepared NCLEX-RN Pass Rates by Region

Page 108 – Figure 2.16. FL NCLEX-RN Pass Rates by Region 2020-2024

Page 109 – Figure 2.17. FL 2024 NCLEX-PN Pass Rates by Region

Page 110 – Figure 2.18. FL NCLEX-PN Pass Rates by Region 2020-2024



UNIVERSITY of
SOUTH FLORIDA
College of Nursing

**The Florida Center for Nursing is proudly headquartered
at the University of South Florida College of Nursing.
12901 Bruce B. Downs Blvd., MDC 22 Tampa, FL 33612**

www.flcenterfornursing.org

(813) 974-2085

flcenterfornursing@usf.edu